

NEW CLASSIC.
STYLISH.

VENICE.
BEDROOM.

JOQUER

BEDROOM COLLECTION.

JOQUER


THE BEDROOM IS A VITAL SPACE, WHERE THE DAY BEGINS AND ENDS, A SOURCE OF HEALTH, LOVE AND CALM. AT JOQUER WE TAKE THIS VERY SERIOUSLY AND MANUFACTURE STRIVING TO IMPROVE LIFE, TOWARD AN IDEAL HOME THAT IS AUTHENTIC AND PLEASURABLE, OF NATURAL MATERIALS AND ARTISAN ESSENCE. THAT IS WHY OUR BEDS AND THE FURNITURE THAT ACCOMPANIES THEM FOCUS ON QUALITY DOWN TO THE SMALLEST DETAIL, BECAUSE WE ARE EXPERTS AT CREATING PIECES THAT TRULY WORK AND CAN BUILD, WITH THEIR PRESENCE, A SPECIAL ATMOSPHERE IN ANY SPACE.





La chambre à coucher est un espace vital, où nous commençons et finissons nos journées, un espace source de bien-être empreint d'amour et de sérénité. Joquer en a pleinement conscience et ses créations visent à améliorer la vie, en imaginant l'idéal d'une maison authentique et accueillante, aux matériaux naturels et à l'essence artisanale. Voilà pourquoi nos lits et le mobilier de complément soignent la qualité dans ses moindres détails et reflètent notre expertise dans la conception de meubles fonctionnels, et qui par leur présence, créent une ambiance singulière dans les espaces qui les accueillent.


El dormitorio es un espacio vital, en él empieza y termina el día, es una fuente de salud, de amor y de calma. En Joquer nos tomamos esto muy en serio y fabricamos pensando en mejorar la vida, con un ideal de la casa auténtica y gustosa, de materiales naturales y esencia artesana. Por eso nuestras camas y el mobiliario que las acompaña cuidan la calidad hasta el mínimo detalle, porque somos expertos en crear muebles que funcionan de verdad y que son capaces de crear, con su presencia, una atmósfera especial en cualquier espacio.






Nous proposons six collections de chambres aux multiples possibilités de personnalisation s'adaptant à divers styles de vie et manières d'appréhender l'espace nuit. Chaque collection propose plusieurs dimensions de lit, des cadres de lit en hauteur sur pieds ou ras du sol, des cadres avec coffre de stockage, des têtes de lit indépendantes, ainsi qu'un ensemble de meubles permettant de personnaliser votre chambre : tables de nuits, poufs, bancs tapissés, fauteuils et canapés, révélant la personnalité de chaque collection.

Proponemos seis colecciones de dormitorio con múltiples opciones de personalización que se adaptan a distintos estilos de vida y maneras de entender el lugar de descanso. Cada colección ofrece diferentes medidas de cama, opciones de base elevada sobre patas vistas o hasta el suelo, base con contenedor para almacenaje, cabecero independiente, así como todo el mobiliario para construir un dormitorio personalizado: mesitas de noche, otomanes, bancos tapizados, butacas y sofás con la personalidad de cada colección.





WE PROPOSE SIX BEDROOM COLLECTIONS WITH MULTIPLE CUSTOMIZATION OPTIONS THAT ADAPT TO DIFFERENT LIFESTYLES AND WAYS OF UNDERSTANDING THE PLACE OF REST. EACH COLLECTION FEATURES VARIOUS BED DIMENSIONS, OPTIONS OF ELEVATED BASE WITH VISIBLE LEGS OR DOWN TO THE FLOOR, CONTAINER BASE FOR STORAGE, SEPARATE HEADBOARD, AND ALL THE FURNITURE TO CREATE A CUSTOMIZED BEDROOM: BEDSIDE TABLES, UPHOLSTERED BENCHES, LOUNGE CHAIRS AND SOFAS WITH THE CHARACTER OF EACH COLLECTION.

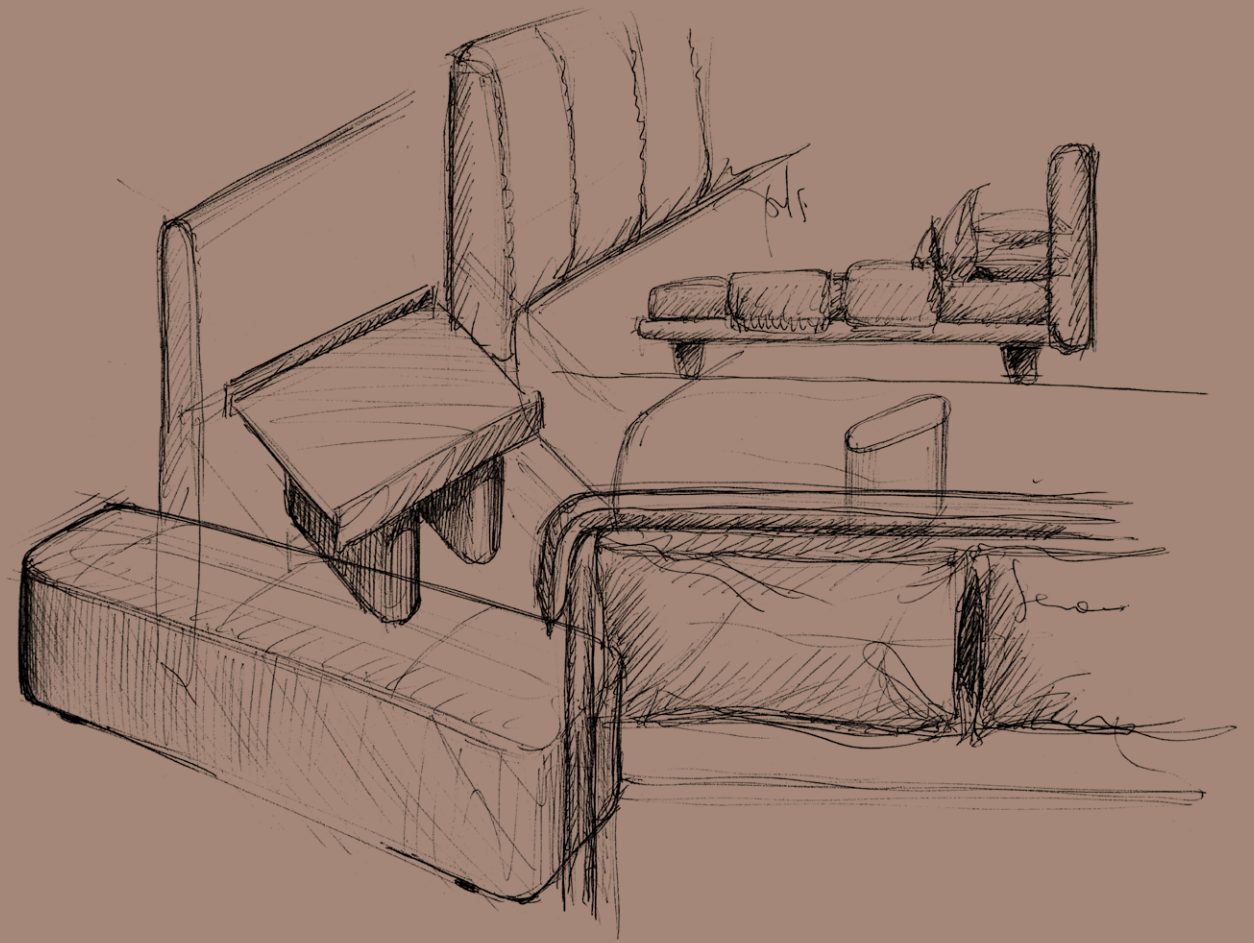
MARIO RUIZ. THE DESIGNER.



Design that is pristine and prosaic. This motif runs through the work of Spanish designer Mario Ruiz (Alicante, 1965), who has built a cosmopolitan career rooted in the vocation to create timeless designs. Every one of his projects, which comprise furniture, lighting and technology design and art direction, is exactly as it seems: objects whose clean, soft, coherent lines are an invitation for use. Intense work has gone into expressing their purpose and careful attention into their details. Among the over 50 awards he has garnered, the Spanish National Design Prize, Best of Neocon, Metropolis and Wallpaper Magazine awards stand out.

Le design clair et quotidien. C'est l'argument qui guide l'œuvre du designer Mario Ruiz (Alicante, 1965), fondateur d'un parcours cosmopolite semé dans la vocation de réaliser des designs qui dureront dans le temps. Chacun de ses projets, qui couvre la conception de meubles, l'éclairage, la technologie et la direction artistique, c'est qui se voit: des objets qui invitent à être utilisés à partir de leurs formes régulières et imaginables. Il y a eu un travail intense de résolution de l'identité de chaque utilisation et une attention particulière portée aux détails. Parmi les 50 récompenses qu'il a reçues figurent le National Design Award 2016, le meilleur de Neocon, Metropolis et Wallpaper Magazine.

El diseño claro y cotidiano. Este es el argumento que guía el trabajo del diseñador Mario Ruiz (Alicante, 1965), constructor de una trayectoria cosmopolita sembrada con la vocación de conseguir diseños que perduren en el tiempo. Cada uno de sus proyectos, que abarcan el diseño de mobiliario, iluminación, tecnología y la dirección de arte es lo que se ve: objetos que invitan a ser utilizados desde sus formas limpias y comprensibles. En ellos hay un trabajo intenso de resolver la identidad de cada uso y una cuidadosa atención por el detalle. Entre los más de 50 premios que ha recibido figuran el Premio Nacional de Diseño 2016, Best of Neocon, Metropolis y Wallpaper Magazine.



14 Venice Bedroom.
22 Compositions.
26 Technical Specifications.
30 Dimensions.
40 Tapestries & finishes.
44 Collections.

NEW CLASSIC. STYLISH. VENICE.

With its sober language and classic inspiration, the design of the Venice bedroom creates a timeless, warm and comfortable mood.

In combination with the sofa and armchairs of the same collection, the bed -available with an elevated base supported by visible legs, upholstered to the floor or with storage-features a voluminous and exceptionally comfortable headboard, which echoes the sofa and lounge chair seats from the same family. This collection also includes a separate headboard and a sofa bed.

Au langage sobre et d'inspiration classique, la chambre Venice a été conçue dans l'optique de créer une atmosphère atemporelle, chaleureuse et confortable.

Complété par un canapé et des fauteuils de la même collection, le lit se décline en trois formats : avec un cadre en hauteur sur pieds visibles, un cadre tapissé ras de sol ou un cadre avec coffre. Il est orné d'une tête de lit de grand volume et confortable à souhait, assortie à l'assise du canapé et aux fauteuils. Cette collection comprend également une tête de lit indépendante et un canapé-lit.

De lenguaje sobrio e inspiración clásica, el dormitorio Venice es un diseño que construye una atmósfera atemporal, cálida y confortable. En combinación con el sofá y las butacas de la misma colección, la cama, que puede tener una base suspendida sobre patas vistas, tapizada hasta el suelo o bien con contenedor, dispone de un cabecero voluminoso y muy cómodo que conecta con el asiento del sofá y butacas de la misma familia. Esta colección incluye también cabecero independiente y sofá cama.





VENICE. Armchair upholstered in SERRA 02. Fauteil tapissé en SERRA 02. Butaca tapizada en SERRA 02. VECB71P. **TAB.** Occasional table with round top in dark stained oak. Table d'appoint avec plateau rond en chêne teinté foncé. Mesa auxiliar con sobre redondo en roble teñido oscuro. DEPP63B. **DEPART.** Ottoman upholstered in KRONOS 501. Pouf tapissé en KRONOS 501. Ottoman tapizado en KRONOS 501. TABTRT43FC.

DEPART. Ottoman upholstered in KRONOS 904. Pouf tapissé en KRONOS 904. Ottoman tapizado en KRONOS 904. DEPP138B. **VENICE.** Bed with extended bed frame upholstered in BORA BORA 08. Cadre de lit ras du sol tapissé en BORA BORA 08. Cama de base a suelo tapizada en BORA BORA 08. VENB180200BE. **TAB.** Coffee table with round top in dark stained oak. Table basse avec plateau rond en chêne teinté foncé. Mesa de café con sobre redondo en roble teñido oscuro. TABCRT60FC.



VENICE. Armchair upholstered in SERRA 02. Fauteil tapissé en SERRA 02. Butaca tapizada en SERRA 02. VECB71P. **TAB.** Occasional table with round top in dark stained oak. Table d'appoint avec plateau rond en chêne teinté foncé. Mesa auxiliar con sobre redondo en roble teñido oscuro. DEPP63B. **DEPART.** Ottoman upholstered in KRONOS 501. Pouf tapissé en KRONOS 501. Ottoman tapizado en KRONOS 501. TABTRT43FC.

DEPART. Ottoman upholstered in KRONOS 904. Pouf tapissé en KRONOS 904. Ottoman tapizado en KRONOS 904. DEPP138B. **VENICE.** Bed with extended bed frame upholstered in BORA BORA 08. Cadre de lit ras du sol tapissé en BORA BORA 08. Cama de base a suelo tapizada en BORA BORA 08. VENB180200BE. **TAB.** Coffee table with round top in dark stained oak. Table basse avec plateau rond en chêne teinté foncé. Mesa de café con sobre redondo en roble teñido oscuro. TABCRT60FC.




VENICE. Bed with extended bed frame upholstered in BORA BORA 08. Cadre de lit ras du sol tapissé en BORA BORA 08. Cama de base a suelo tapizada en BORA BORA 08. VENB180200BE. TAB. Coffee table with round top in dark stained oak. Table basse avec plateau rond en chêne teinté foncé. Mesa de café con sobre redondo en roble teñido oscuro. TABCRT60FC.



COMPOSITIONS.

COMPOSITION 1



VENB180200BE
VENICE. Bed. Lit. Cama.
210 x 223 H105
82.68"x 88.19" H41.34"
Extended bed frame. Cadre large.
Base a suelo.
Mattress. Matelas. Colchón.
180 x 200 70.87"x 78.74"



TABCRT60FC
TAB. Coffee table. Table basse. Mesa de café.
60 x 60 H46.5
25.58"x 25.58"x 18.31"
Round top. Cross-shaped base.
Plateau rond. Base en croix.
Sobre redondo. Base en cruz.



VECB71P
VENICE. Armchair. Fauteil. Butaca.
71 x 72 H71
27.95"x 28.35" H27.95"
Standard LDPE bases.
Bases PEBD standard.
Bases LDPE standard.




TABTRT43FC
TAB. Task table. Mesita task.
43 x 43 H55.6
16.91"x 16.91"x 21.89"
Round top. Cross-shaped base.
Plateau rond. Base en croix.
Sobre redondo. Base en cruz.



DEPP63B
DEPART. Round ottoman. Pouf rond. Ottoman redondo.
63 x 63 H39
24.8"x 24.8" H15.35"

COMPOSITION 2



VENB180200BE
VENICE. Bed. Lit. Cama.
210 x 223 H105
82.68"x 88.19" H41.34"
Extended bed frame. Cadre large.
Base a suelo.
Mattress. Matelas. Colchón.
180 x 200 70.87"x 78.74"



SUMP165BE
SUMA. Bench. Banquette. Banco.
165 x 35 H40
64.96"x 13.78" H15.75"
Extended bed frame. Cadre large.
Base a suelo.



MIKBT55
MIKA. Bedside table. Table de chevet. Mesita de noche.
55 x 37 H42
21.65"x 14.57" H16.54"



VECB71P
VENICE. Armchair. Fauteil. Butaca.
71 x 72 H71
27.95"x 28.35" H27.95"
Standard LDPE bases.
Bases PEBD standard.
Bases LDPE standard.



TABTRT43FC
TAB. Task table. Mesita task.
43 x 43 H55.6
16.91"x 16.91"x 21.89"
Round top. Cross-shaped base.
Plateau rond. Base en croix.
Sobre redondo. Base en cruz.



DEPP138B
DEPART. Round ottoman. Pouf rond. Ottoman redondo.
138 x 138 H39
54.33"x 54.33" H15.35"

COMPOSITION 3



VENB180200BS
VENICE. Bed. Lit. Cama.
210 x 223 H105
82.68"x 88.19" H41.34"
Elevated bed frame. Cadre de lit haut.
Base suspendida.
Mattress. Matelas. Colchón.
180 x 200 70.87"x 78.74"



TABTRT43FC
TAB. Task table. Mesita task.
43 x 43 H55.6
16.91"x 16.91"x 21.89"
Round top. Cross-shaped base.
Plateau rond. Base en croix.
Sobre redondo. Base en cruz.



VENB78R/RC/RN
VENICE. Armchair. Fauteil. Butaca.
78 x 79 H80
30.71"x 31.1" H31.5"
Standard wood bases.
Bases bois standard.
Bases madera standard.




VENS200
VENICE. Sofa. Canapé. Sofá.
200 x 94 H80
78.74"x 37.01" H31.5"
Wood base.
Base en bois.
Base en madera.



TABORT127FC
TAB. Coffee table. Table basse. Mesa de café
127,5 x 60 H46.5
50.2"x 25.58"x 18.31"
Rectangular top. Cross-shaped base.
Plateau rectangulaire. Base en croix.
Sobre rectangular. Base en cruz.

COMPOSITION 4



VENB180200BS
VENICE. Bed. Lit. Cama.
210 x 223 H105
82.68"x 88.19" H41.34"
Elevated bed frame. Cadre de lit haut.
Base suspendida.
Mattress. Matelas. Colchón.
180 x 200 70.87"x 78.74"



SUMP165BS
SUMA. Bench. Banquette. Banco.
165 x 35 H40
64.96"x 13.78" H15.75"
Elevated base.
Cadre haut.
Base suspendida.



TABCST60FP
TAB. Coffee table. Table basse. Mesa de café.
60 x 60 H46.5
25.58"x 25.58"x 18.31"
Superellipse top. Superellipse base.
Plateau superellipse. Base superellipse.
Sobre superellipse. Base superellipse.



VECB71P
VENICE. Armchair. Fauteil. Butaca.
71 x 72 H71
27.95"x 28.35" H27.95"
Standard LDPE bases.
Bases PEED standard.
Bases LDPE standard.



SERD120
SERENE. Desk. Bureau. Escritorio.
120 x 55 H79
47.24"x 21.65" H31.1"

TECHNICAL SPECIFICATIONS.

ELEVATED BED FRAME. CADRE DE LIT HAUT. BASE SUSPENDIDA.

Features. Traits. Características.



- Bed with removable upholstery on headboard and frame. The leather upholstery option is non-removable.
 - Structure made of wood covered in flexible cold shaped polyurethane foam and polyester fiber.
 - Slatted base and frame made of plywood.
 - Cylindrical bases with a 6 cm diameter made of oak wood or metal lacquered in manganese color polyester powder coat paint. LDPE and felt stops.
- Lit avec tapisseries tête de lit et cadre de lit déhoussables. L'option tapisserie en cuir n'est pas déhoussable.
 - Structure fabriquée en bois et recouverte de mousse de polyuréthane souple à froid et de fibre de polyester.
 - Sommier à lattes et cadre fabriqués en contreplaqué.
 - Pieds cylindriques de 6 cm de diamètre fabriqués en bois de chêne ou acier laqué, recouverts de peinture polyester en poudre et finition manganèse. Patins en PEBD et feutre.
 - Cama con tapicería de cabecero y bastidor desenfundable. La opción de tapizado en piel no es desenfundable.
 - Estructura fabricada en madera recubierta de espuma de poliuretano flexible en frío y fibra de poliéster.
 - Somier de lamas y bastidor fabricados en madera contrachapada.
 - Bases cilíndricas de 6 cm de diámetro fabricadas en madera de roble o metal lacado en pintura de poliéster en polvo color manganeso. Protectores de LDPE y fieltro.

EXTENDED BED FRAME. CADRE DE LIT RAS DU SOL. BASE A SUELO.

Features. Traits. Características.



- Bed with removable upholstery on headboard and frame. The leather upholstery option is non-removable.
 - Structure made of wood covered in flexible cold shaped polyurethane foam and polyester fiber.
 - Slatted base and frame made of plywood.
 - Adjustable mattress height to suit different types of mattresses.
 - Bases made of LDPE with felt stops.
- Lit avec tapisseries tête de lit et cadre de lit déhoussables. L'option tapisserie en cuir n'est pas déhoussable.
 - Structure fabriquée en bois et recouverte de mousse de polyuréthane souple à froid et de fibre de polyester.
 - Sommier à lattes et cadre fabriqués en contreplaqué.
 - Hauteur du matelas réglable afin de s'adapter à tout type de matelas.
 - Bases fabriquées en PEBD et équipées de patins en feutre.
 - Cama con tapicería de cabecero y bastidor desenfundable. La opción de tapizado en piel no es desenfundable.
 - Estructura fabricada en madera recubierta de espuma de poliuretano flexible en frío y fibra de poliéster.
 - Somier de lamas y bastidor fabricados en madera contrachapada.
 - Altura de colchón regulable para adaptarse a distintos tipos de colchón.
 - Bases fabricadas en LDPE con protectores de fieltro.



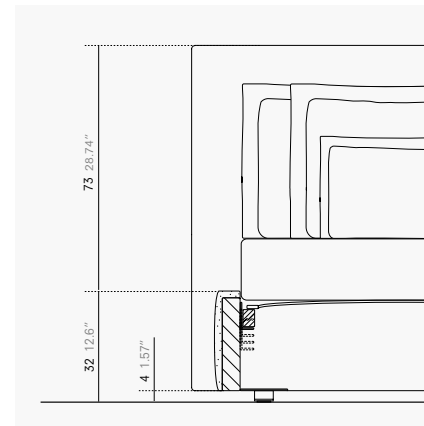
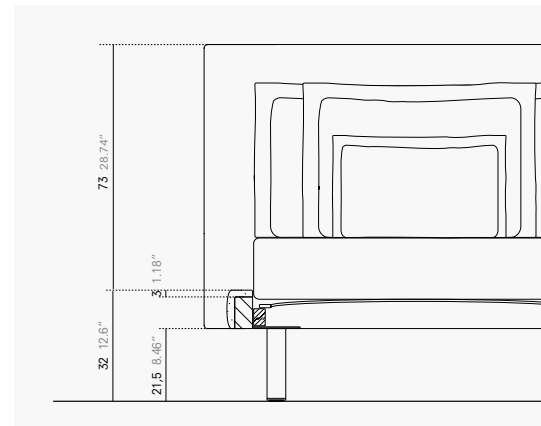
LEG6X6W
Solid walnut. Noyer massif. Nogal macizo.
6 x 6 H21.5
2.36"x 2.36" H8.46"



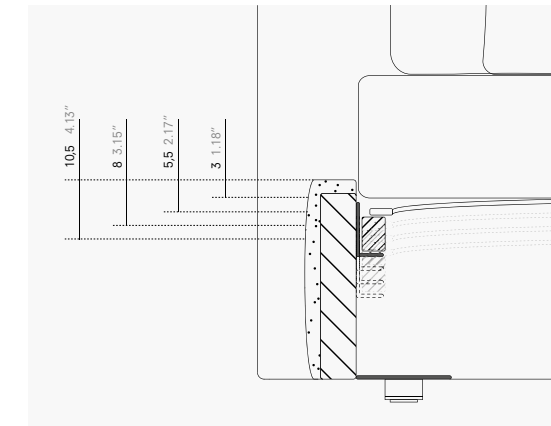
LEG6X6O
Solid oak. Chêne massif. Roble macizo.
6 x 6 H21.5
2.36"x 2.36" H8.46"



LEG6X6M
Metal. Métal. Metal.
6 x 6 H21.5
2.36"x 2.36" H8.46"



Adjustable mattress height. Hauteur de matelas réglable. Altura de colchón regulable.



The slatted base supports can be fixed at four different positions. Depth of slatted base support in relation to the top of the bed frame: 4.13" / 3.15" / 2.17" / 1.18".

Les supports du sommier sont réglables sur quatre positions de hauteur. Profondeur du support du sommier par rapport à la partie haute de la base : 10,5 cm / 8 cm / 5,5 cm / 3 cm.

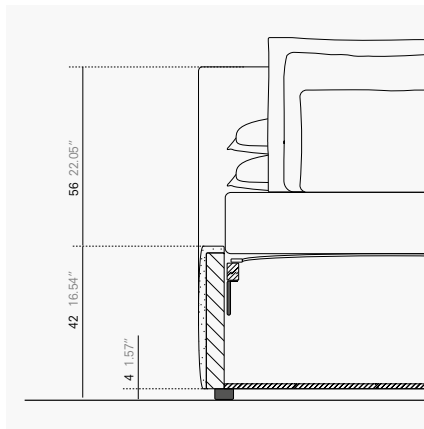
Los soportes del somier pueden fijarse en cuatro posiciones diferentes. Profundidad del soporte del somier con respecto al tope de la base: 10,5 cm / 8 cm / 5,5 cm / 3 cm.

STORAGE BED. SOMMIER COFFRE. BASE CONTENEDOR.

Features. Traits. Características.



- Bed with removable upholstery on headboard and frame. The leather upholstery option is non-removable.
 - Structure made of wood covered in flexible cold shaped polyurethane foam and polyester fiber.
 - Slatted base and frame made of plywood. Tilting slatted base system.
 - Bases made of LDPE with felt stops.
- Lit avec tapisseries tête de lit et cadre de lit déhoussables. L'option tapisserie en cuir n'est pas déhoussable.
 - Structure fabriquée en bois et recouverte de mousse de polyuréthane souple à froid et de fibre de polyester.
 - Sommier à lattes et cadre fabriqués en contreplaqué. Système de sommier rabattable.
 - Bases fabriquées en PEBD et équipées de patins en feutre.
- Cama con tapicería de cabecero y bastidor desenfundable. La opción de tapizado en piel no es desenfundable.
 - Estructura fabricada en madera recubierta de espuma de poliuretano flexible en frío y fibra de poliéster.
 - Somier de lamas y bastidor fabricados en madera contrachapada. Sistema de somier abatible.
 - Bases fabricadas en LDPE con protectores de fieltro.




Slatted base raising mechanism for storage unit. Approximate height of the available storage space: 9.84".

Mécanisme d'élévation de sommier pour coffre. Hauteur approximative de l'espace disponible dans le coffre : 25 cm.

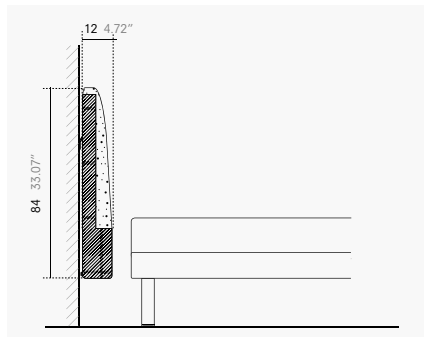
Mecanismo de elevación de somier para contenedor. Altura aproximada del espacio contenedor disponible: 25 cm.

HEADBOARD. TÊTE DE LIT. CABECERO.

Features. Traits. Características.



- Separate headboard with removable upholstery. The leather upholstery option is non-removable.
 - Wooden frame covered with flexible cold shaped polyurethane foam.
- Tête de lit indépendante avec tapisserie déhoussable. L'option tapisserie en cuir n'est pas déhoussable.
 - Cadre en bois recouvert de mousse de polyuréthane souple à froid et de fibre de polyester.
- Cabecero independiente con tapicería desenfundable. La opción de tapizado en piel no es desenfundable.
 - Bastidor de madera recubierto de espuma de poliuretano flexible en frío y fibra de poliéster.



CONFIGURATOR. CONFIGURATEUR. CONFIGURADOR.



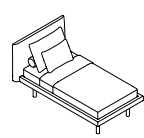
Example of a 180 cm x 200 cm mattress. Exemple de matelas de 180 cm x 200 cm. Ejemplo de colchón de 180 cm x 200 cm.

		MATTRESS. MATELAS. COLCHÓN							
		105 41.34"	150 59.06"	160 62.99"	180 70.87"	200 78.74"	153 60.24"	183 72.05"	193 75.98"
	Elevated bed frame. Cadre de lit haut. Base suspendida.	Ref. VENB105200BS	VENB150200BS	VENB160200BS	VENB180200BS	VENB200200BS	VENB153203BS	VENB183203BS	VENB193203BS
	Extended bed frame. Cadre de lit ras du sol. Base a suelo.	Ref. VENB105200BE	VENB150200BE	VENB160200BE	VENB180200BE	VENB200200BE	VENB153203BE	VENB183203BE	VENB193203BE
	Storage bed. Sommier coffre. Base contenedor.	Ref. VENB105200BC	VENB150200BC	VENB160200BC	VENB180200BC	—	—	—	—
	SUMA. Elevated base. Base suspendue. Base suspendida.	Ref. SUMP95BS	SUMP135BS	SUMP135BS	SUMP165BS	SUMP165BS	SUMP135BS	SUMP165BS	SUMP165BS
	SUMA. Extended frame. Cadre large. Base a suelo.	Ref. SUMP95BE	SUMP135BE	SUMP135BE	SUMP165BE	SUMP165BE	SUMP135BE	SUMP165BE	SUMP165BE
	A Roll. Rouleau. Rulo	Ref. ROL80D20	ROL70D20	ROL70D20	ROL80D20	ROL90D20	ROL70D20	ROL80D20	ROL90D20
		Uni. (x1)	(x2)	(x2)	(x2)	(x2)	(x2)	(x2)	(x2)
	B Cushion. Coussin. Cojín	Ref. CUBO80H45	CUBO70H45	CUBO70H45	CUBO80H45	CUBO80H45	CUBO70H45	CUBO80H45	CUBO80H45
		Uni. (x1)	(x2)	(x2)	(x2)	(x2)	(x2)	(x2)	(x2)
	C Lumbar cushion. Coussin lombaire. Cojín lumbar.	Ref. CUBO60H30	CUBO50H30	CUBO50H30	CUBO60H30	CUBO60H30	CUBO50H30	CUBO60H30	CUBO60H30
		Uni. (x1)	(x2)	(x2)	(x2)	(x2)	(x2)	(x2)	(x2)

DIMENSIONS.

ELEVATED BED FRAME. CADRE DE LIT HAUT. BASE SUSPENDIDA.

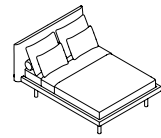
*Beds available for 190 cm mattress. Lits disponibles pour matelas de 190 cm. Camas disponibles para colchón de 190 cm.



VENB105200BS

Bed. Lit. Cama.
135 x 223 H105
53.15"x 88.19" H41.34"

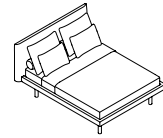
Mattress. Matelas. Colchón.
105 x 200 41.34"x 78.74"



VENB150200BS

Bed. Lit. Cama.
180 x 223 H105
70.87"x 88.19" H41.34"

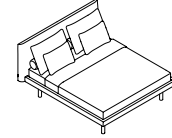
Mattress. Matelas. Colchón.
150 x 200 59.06"x 78.74"



VENB160200BS

Bed. Lit. Cama.
190 x 223 H105
74.80"x 88.19" H41.34"

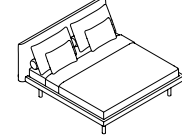
Mattress. Matelas. Colchón.
160 x 200 62.99"x 78.74"



VENB180200BS

Bed. Lit. Cama.
210 x 223 H105
82.68"x 88.19" H41.34"

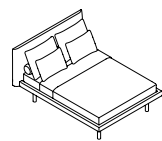
Mattress. Matelas. Colchón.
180 x 200 70.87"x 78.74"



VENB200200BS

Bed. Lit. Cama.
230 x 223 H105
90.55"x 88.19" H41.34"

Mattress. Matelas. Colchón.
200 x 200 78.74"x 78.74"

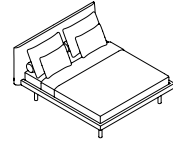


VENB153203BS

Queen Size (AU | US)

Bed. Lit. Cama.
183 x 226 H105
72.05"x 88.98" H41.34"

Mattress. Matelas. Colchón.
153 x 203 60.24"x 79.92"

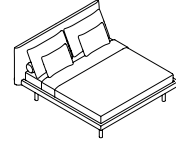


VENB183203BS

King Size (AU)

Bed. Lit. Cama.
213 x 226 H105
83.86"x 88.98" H41.34"

Mattress. Matelas. Colchón.
183 x 203 72.05"x 79.92"



VENB193203BS

King Size (US)

Bed. Lit. Cama.
223 x 226 H105
87.80"x 88.98" H41.34"

Mattress. Matelas. Colchón.
193 x 203 75.98"x 79.92"

Optional bases. Bases optionnelles. Bases opcionales.



LEG6X6W

Solid walnut. Noyer massif. Nogal macizo.
6 x 6 H21.5
2.36"x 2.36" H8.46"

LEG6X6O

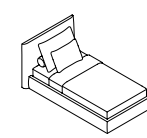
Solid oak. Chêne massif. Roble macizo.
6 x 6 H21.5
2.36"x 2.36" H8.46"

LEG6X6M

Metal. Métal. Metal.
6 x 6 H21.5
2.36"x 2.36" H8.46"

EXTENDED BED FRAME. CADRE DE LIT RAS DU SOL. BASE A SUELO.

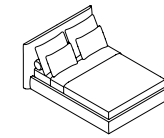
*Beds available for 190 cm mattress. Lits disponibles pour matelas de 190 cm. Camas disponibles para colchón de 190 cm.



VENB105200BE

Bed. Lit. Cama.
135 x 223 H105
53.15"x 88.19" H41.34"

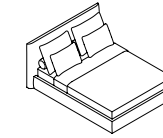
Mattress. Matelas. Colchón.
105 x 200 41.34"x 78.74"



VENB150200BE

Bed. Lit. Cama.
180 x 223 H105
70.87"x 88.19" H41.34"

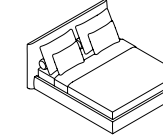
Mattress. Matelas. Colchón.
150 x 200 59.06"x 78.74"



VENB160200BE

Bed. Lit. Cama.
190 x 223 H105
74.80"x 88.19" H41.34"

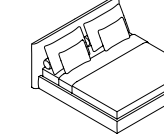
Mattress. Matelas. Colchón.
160 x 200 62.99"x 78.74"



VENB180200BE

Bed. Lit. Cama.
210 x 223 H105
82.68"x 88.19" H41.34"

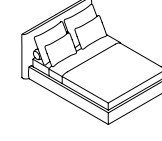
Mattress. Matelas. Colchón.
180 x 200 70.87"x 78.74"



VENB200200BE

Bed. Lit. Cama.
230 x 223 H105
90.55"x 88.19" H41.34"

Mattress. Matelas. Colchón.
200 x 200 78.74"x 78.74"

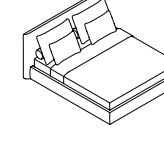


VENB153203BE

Queen Size (AU | US)

Bed. Lit. Cama.
183 x 226 H105
72.05"x 88.98" H41.34"

Mattress. Matelas. Colchón.
153 x 203 60.24"x 79.92"

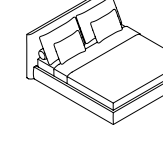


VENB183203BE

King Size (AU)

Bed. Lit. Cama.
213 x 226 H105
83.86"x 88.98" H41.34"

Mattress. Matelas. Colchón.
183 x 203 72.05"x 79.92"



VENB193203BE

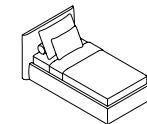
King Size (US)

Bed. Lit. Cama.
223 x 226 H105
87.80"x 88.98" H41.34"

Mattress. Matelas. Colchón.
193 x 203 75.98"x 79.92"

STORAGE BED. SOMMIER COFFRE. BASE CONTENEDOR.

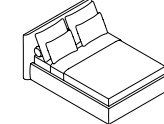
*Beds available for 190 cm mattress. Lits disponibles pour matelas de 190 cm. Camas disponibles para colchón de 190 cm.



VENB105200BC

Bed. Lit. Cama.
135 x 223 H105
53.15"x 88.19" H41.34"

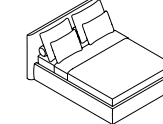
Mattress. Matelas. Colchón.
105 x 200 41.34"x 78.74"



VENB150200BC

Bed. Lit. Cama.
180 x 223 H105
70.87"x 88.19" H41.34"

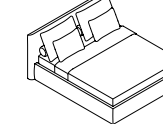
Mattress. Matelas. Colchón.
150 x 200 59.06"x 78.74"



VENB160200BC

Bed. Lit. Cama.
190 x 223 H105
74.80"x 88.19" H41.34"

Mattress. Matelas. Colchón.
160 x 200 62.99"x 78.74"



VENB180200BC

Bed. Lit. Cama.
210 x 223 H105
82.68"x 88.19" H41.34"

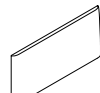
Mattress. Matelas. Colchón.
180 x 200 70.87"x 78.74"

VENICE.

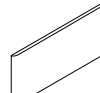
HEADBOARD. TÊTE DE LIT. CABECERO.



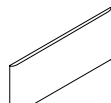
VENH105
Headboard. Tête de lit.
Cabecero.
135 x 12 H84
53.15"x 4.72" H32.87"
Mattress. Matelas. Colchón.
105 x 200 41.34"x 78.74"



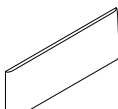
VENH150
Headboard. Tête de lit.
Cabecero.
180 x 12 H84
70.87"x 4.72" H32.87"
Mattress. Matelas. Colchón.
150 x 200 59.06"x 78.74"



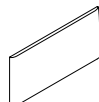
VENH160
Headboard. Tête de lit.
Cabecero.
190 x 12 H84
74.80"x 4.72" H32.87"
Mattress. Matelas. Colchón.
160 x 200 62.99"x 78.74"



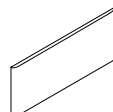
VENH180
Headboard. Tête de lit.
Cabecero.
210 x 12 H84
82.68"x 4.72" H32.87"
Mattress. Matelas. Colchón.
180 x 200 70.87"x 78.74"



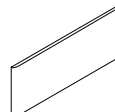
VENH200
Headboard. Tête de lit.
Cabecero.
230 x 12 H84
90.55"x 4.72" H32.87"
Mattress. Matelas. Colchón.
200 x 200 78.74"x 78.74"



VENH153
Queen Size (AU | US)
Headboard. Tête de lit.
Cabecero.
183 x 12 H84
72.05"x 4.72" H32.87"
Mattress. Matelas. Colchón.
153 x 203 60.24"x 79.92"



VENH183
King Size (AU)
Headboard. Tête de lit.
Cabecero.
213 x 12 H84
83.86"x 4.72" H32.87"
Mattress. Matelas. Colchón.
183 x 203 72.05"x 79.92"



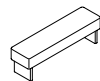
VENH193
King Size (US)
Headboard. Tête de lit.
Cabecero.
223 x 12 H84
87.80"x 4.72" H32.87"
Mattress. Matelas. Colchón.
193 x 203 75.98"x 79.92"

BENCHES. BANQUETTES. BANCOS.

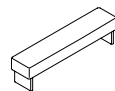
SUMA. Elevated base. Cadre haut. Base suspendida.



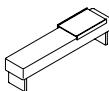
SUMP95BS
95 x 35 H40
37.4"x 13.78" H15.75"
Mattress. Matelas. Colchón.
105 41.34"



SUMP135BS
135 x 35 H40
53.15"x 13.78" H15.75"
Mattress. Matelas. Colchón.
150 59.06" | 160 62.99"
153 60.24"



SUMP165BS
165 x 35 H40
64.96"x 13.78" H15.75"
Mattress. Matelas. Colchón.
180 70.87" | 200 78.74"
183 72.05" | 193 75.98"

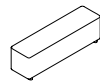


MIKT55
Tray. Plateau. Bandeja.
55 x 37 H6
21.65"x 14.57" H2.36"

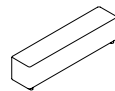
SUMA. Extended frame. Cadre large. Base a suelo.



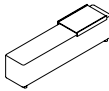
SUMP95BE
95 x 35 H40
37.4"x 13.78" H15.75"
Mattress. Matelas. Colchón.
105 41.34"



SUMP135BE
135 x 35 H40
53.15"x 13.78" H15.75"
Mattress. Matelas. Colchón.
150 59.06" | 160 62.99"
153 60.24"



SUMP165BE
165 x 35 H40
64.96"x 13.78" H15.75"
Mattress. Matelas. Colchón.
180 70.87" | 200 78.74"
183 72.05" | 193 75.98"



MIKT55
Tray. Plateau. Bandeja.
55 x 37 H6
21.65"x 14.57" H2.36"

ROUND OTTOMANS. POUFS RONDS. OTTOMANS REDONDOS.

DEPART. Ottomans. Poufs. Ottomans.



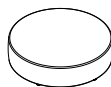
DEPP43B
43 x 43 H39
16.93"x 16.93" H15.35"



DEPP63B
63 x 63 H39
24.8"x 24.8" H15.35"



DEPP93B
93 x 93 H39
36.61"x 36.61" H15.35"



DEPP138B
138 x 138 H39
54.33"x 54.33" H15.35"



DEPP43A
43 x 43 H46
16.93"x 16.93" H18.11"

TABLES. MESAS.

TAB. Coffee tables. Tables basses. Mesas de café. H46,5 CM - H18.31"



TABCRT60FP
60 x 60 H46.5
25.58"x 25.58"x 18.31"
Round top. Superellipse base.
Plateau rond. Base superellipse.
Sobre redondo. Base superellipse.



TABCST60FP
60 x 60 H46.5
25.58"x 25.58"x 18.31"
Superellipse top. Superellipse base.
Plateau superellipse. Base superellipse.
Sobre superellipse. Base superellipse.



TABCRT60FC
60 x 60 H46.5
25.58"x 25.58"x 18.31"
Round top. Cross-shaped base.
Plateau rond. Base en croix.
Sobre redondo. Base en cruz.



TABCST60FC
60 x 60 H46.5
25.58"x 25.58"x 18.31"
Superellipse top. Cross-shaped base.
Plateau superellipse. Base en croix.
Sobre superellipse. Base en cruz.



TABCRT85FP
85 x 85 H46.5
33.46"x 33.46"x 18.31"
Round top. Superellipse base.
Plateau rond. Base superellipse.
Sobre redondo. Base superellipse.



TABCST85FP
85 x 85 H46.5
33.46"x 33.46"x 18.31"
Superellipse top. Superellipse base.
Plateau superellipse. Base superellipse.
Sobre superellipse. Base superellipse.



TABCRT85FC
85 x 85 H46.5
33.46"x 33.46"x 18.31"
Round top. Cross-shaped base.
Plateau rond. Base en croix.
Sobre redondo. Base en cruz.



TABCST85FC
85 x 85 H46.5
33.46"x 33.46"x 18.31"
Superellipse top. Cross-shaped base.
Plateau superellipse. Base en croix.
Sobre superellipse. Base en cruz.

TAB. Task table. Mesita task. H55,6 CM - H21.89"



TABTRT43FP
43 x 43 H55.6
16.91"x 16.91"x 21.89"
Round top. Superellipse base.
Plateau rond. Base superellipse.
Sobre redondo. Base superellipse.



TABTST43FP
43 x 43 H55.6
16.91"x 16.91"x 21.89"
Superellipse top. Superellipse base.
Plateau superellipse. Base superellipse.
Sobre superellipse. Base superellipse.



TABTRT43FC
43 x 43 H55.6
16.91"x 16.91"x 21.89"
Round top. Cross-shaped base.
Plateau rond. Base en croix.
Sobre redondo. Base en cruz.



TABTST43FC
43 x 43 H55.6
16.91"x 16.91"x 21.89"
Superellipse top. Cross-shaped base.
Plateau superellipse. Base en croix.
Sobre superellipse. Base en cruz.



TABTRT50FC
50 x 26 H50.8
19.69"x 10.24"x 20"
Rectangular top. Cross-shaped base.
Plateau rectangulaire. Base en croix.
Sobre rectangular. Base en cruz.

TAB. Occasional tables. Tables d'appoint. Mesas auxiliares. H55,6 CM - H21.89"



TABORT60FP
60 x 60 H55.6
25.58"x 25.58"x 21.89"
Round top. Superellipse base.
Plateau rond. Base superellipse.
Sobre redondo. Base superellipse.



TABOST60FP
60 x 60 H55.6
25.58"x 25.58"x 21.89"
Superellipse top. Superellipse base.
Plateau superellipse. Base superellipse.
Sobre superellipse. Base superellipse.



TABORT60FC
60 x 60 H55.6
25.58"x 25.58"x 21.89"
Round top. Cross-shaped base.
Plateau rond. Base en croix.
Sobre redondo. Base en cruz.



TABOST60FC
60 x 60 H55.6
25.58"x 25.58"x 21.89"
Superellipse top. Cross-shaped base.
Plateau superellipse. Base en croix.
Sobre superellipse. Base en cruz.

TAB. Coffee Tables. Tables basses. Mesas de café. H46,5 CM - H18.31"

MIKA. Bedside table. Table de chevet. Mesita de noche. H42 CM - H16.54"



TABORT127FP
127,5 x 60 H46.5
50.2"x 25.58"x 18.31"
Rectangular top. Superellipse base.
Plateau rectangulaire. Base superellipse.
Sobre rectangular. Base superellipse.



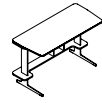
TABORT127FC
127,5 x 60 H46.5
50.2"x 25.58"x 18.31"
Rectangular top. Cross-shaped base.
Plateau rectangulaire. Base en croix.
Sobre rectangular. Base en cruz.



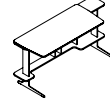
MIKBT55
55 x 37 H42
21.65"x 14.57" H16.54"

FURNITURE. MEUBLES. MUEBLES.

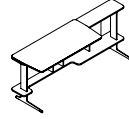
SERENE. Desk. Bureaux. Escritorio.



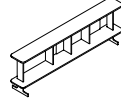
SERD120
120 x 55 H79
47.24"x 21.65" H31.1"



SERD149
149 x 55 H79
58.66"x 21.65" H31.1"



SERD189
189 x 55 H79
74.41"x 21.65" H31.1"



SERMU209
209 x 25 H60
82.28"x 9.84" H23.62"

Also available. Aussi disponible.
También disponible.
149 | 58.66"
169 | 66.54"
189 | 74.41"
229 | 90.16"

SERENE. Furniture. Meubles. Muebles.

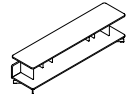
PULSE. Furniture. Meubles. Muebles.



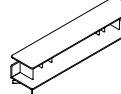
PULMU94PS
94 x 40 H45
37.01"x 15.75" H17.72"



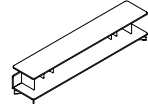
PULMU114PD
114 x 40 H45
44.88"x 15.75" H17.72"



PULMU174PS
174 x 40 H45
68.5"x 15.75" H17.72"



PULMU194PD
194 x 40 H45
76.38"x 15.75" H17.72"



PULMU214PDRT
214 x 40 H45
84.25"x 15.75" H17.72"

ARMCHAIRS AND CHAIRS. FAUTEILS ET CHAISES. BUTACAS Y SILLAS.

BOUVIER. Armchairs. Fauteils. Butacas.



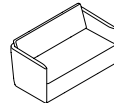
BOUB74GP
74 x 87 H83
29.13"x 34.25" H32.68"
Flat metal base, fixed or rotating with auto-return.
Base métallique avec socle plat, fixe ou pivotante avec retour automatique.
Base metálica plana, fija o giratoria con retorno.



BOUB74GC
74 x 87 H83
29.13"x 34.25" H32.68"
Cross-shaped metal base, fixed or rotating with auto-return.
Base métallique en croix, fixe ou pivotante avec retour automatique.
Base metálica en cruz, fija o giratoria con retorno.



VECB71P
71 x 72 H71
27.95"x 28.35" H27.95"
Standard LDPE bases.
Bases PEBD standard.
Bases LDPE standard.



VECB134
71 x 134 H71
27.95"x 52.76" H27.95"
Standard LDPE bases.
Bases PEBD standard.
Bases LDPE standard.



VECB71GP
71 x 72 H71
27.95"x 28.35" H27.95"
Flat metal base, fixed or rotating with auto-return.
Base métallique avec socle plat, fixe ou pivotante avec retour automatique.
Base metálica plana, fija o giratoria con retorno.

VENICE. Armchairs. Fauteils. Butacas.

SERENE. Armchairs. Fauteils. Butacas.



SERB74BSBAGP
74 x 82 H81
29.13"x 32.28" H31.89"
Flat metal base, fixed or rotating with auto-return.
Base métallique avec socle plat, fixe ou pivotante avec retour automatique.
Base metálica plana, fija o giratoria con retorno.



SERB74BSBAGC
74 x 82 H81
29.13"x 32.28" H31.89"
Cross-shaped metal base, fixed or rotating with auto-return.
Base métallique en croix, fixe ou pivotante avec retour automatique.
Base metálica en cruz, fija o giratoria con retorno.



SERB74BTBAP
74 x 82 H81
29.13"x 32.28" H31.89"
Standard LDPE bases.
Bases PEBD standard.
Bases LDPE standard.



SERB74BTBAGP
74 x 82 H81
29.13"x 32.28" H31.89"
Flat metal base, fixed or rotating with auto-return.
Base métallique avec socle plat, fixe ou pivotante avec retour automatique.
Base metálica plana, fija o giratoria con retorno.

SERENE. Armchairs. Fauteils. Butacas.



SERB74BSBBGP
74 x 82 H81
29.13"x 32.28" H31.89"
Flat metal base, fixed or rotating with auto-return.
Base métallique avec socle plat, fixe ou pivotante avec retour automatique.
Base metálica plana, fija o giratoria con retorno.



SERB74BSBBGC
74 x 82 H81
29.13"x 32.28" H31.89"
Cross-shaped metal base, fixed or rotating with auto-return.
Base métallique en croix, fixe ou pivotante avec retour automatique.
Base metálica en cruz, fija o giratoria con retorno.



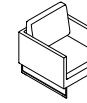
SERB74BTBBP
74 x 82 H81
29.13"x 32.28" H31.89"
Standard LDPE bases.
Bases PEBD standard.
Bases LDPE standard.



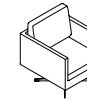
SERB74BTBBGP
74 x 82 H81
29.13"x 32.28" H31.89"
Flat metal base, fixed or rotating with auto-return.
Base métallique avec socle plat, fixe ou pivotante avec retour automatique.
Base metálica plana, fija o giratoria con retorno.

DECK. Armchairs. Fauteils. Butacas.

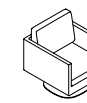
Upholstered or wood exterior. Structure extérieure tapissée ou en bois. Estructura exterior tapizada o de madera.



DECB74TABE
74 x 76 H83
29.13"x 29.92" H32.68"
U metal bases.
Bases métalliques U.
Bases metálicas U.



DECB74TAGC
74 x 76 H83
29.13"x 29.92" H32.68"
Flat metal base, fixed or rotating with auto-return.
Base métallique avec socle plat, fixe ou pivotante avec retour automatique.
Base metálica en cruz, fija o giratoria con retorno.



DECB74TAGP
74 x 76 H83
29.13"x 29.92" H32.68"
Cross-shaped metal base, fixed or rotating with auto-return.
Base métallique en croix, fixe ou pivotante avec retour automatique.
Base metálica en cruz, fija o giratoria con retorno.

DECK CONTRACT. Armchairs. Fauteils. Butacas.



DKCB74NA/RTBE
74 x 75 H71
29.13"x 29.53" H27.95"
U metal bases.
Bases métalliques U.
Bases metálicas U.



DKCB74NA/RTGC
74 x 75 H71
29.13"x 29.53" H27.95"
Cross-shaped metal base, fixed or rotating with auto-return.
Base métallique en croix, fixe ou pivotante avec retour automatique.
Base metálica en cruz, fija o giratoria con retorno.



DKCB74NA/RTGP
74 x 75 H71
29.13"x 29.53" H27.95"
Flat metal base, fixed or rotating with auto-return.
Base métallique avec socle plat, fixe ou pivotante avec retour automatique.
Base metálica plana, fija o giratoria con retorno.

SERENE. Chairs. Chaises. Sillas.



SERCHR59BSGP
59 x 58 H78
23.23"x 22.83" H30.71"
Flat metal base, fixed or rotating with auto-return.
Base métallique avec socle plat, fixe ou pivotante avec retour automatique.
Base metálica plana, fija o giratoria con retorno.



SERCHR59BSGC
59 x 58 H78
23.23"x 22.83" H30.71"
Cross-shaped metal base, fixed or rotating with auto-return.
Base métallique en croix, fixe ou pivotante avec retour automatique.
Base metálica en cruz, fija o giratoria con retorno.



SERCHR59BTBE
59 x 58 H78
23.23"x 22.83" H30.71"
Standard LDPE bases.
Bases PEBD standard.
Bases LDPE standard.



SERCHR59BTGP
59 x 58 H78
23.23"x 22.83" H30.71"
Flat metal base, fixed or rotating with auto-return.
Base métallique avec socle plat, fixe ou pivotante avec retour automatique.
Base metálica plana, fija o giratoria con retorno.

ARMCHAIRS AND CHAIRS. FAUTEILS ET CHAISES. BUTACAS Y SILLAS.

VENICE. Armchairs. Fauteils. Butacas.



VENB78R/RC/RN
78 x 79 H80
30.71"x 31.1" H31.5"
Standard wood bases.
Bases bois standard.
Bases madera standard.



VENB78ME
78 x 79 H80
30.71"x 31.1" H31.5"
Standard metal bases.
Bases métal standard.
Bases metal standard.



VENB78GP/FP
78 x 79 H80
30.71"x 31.1" H31.5"
Flat metal base, fixed or rotating with auto-return.
Base métallique avec socle plat, fixe ou pivotante avec retour automatique.
Base metálica plana, fija o giratoria con retorno.

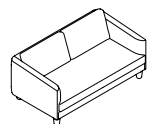


VENB78GC/FC
78 x 79 H80
30.71"x 31.1" H31.5"
Cross-shaped metal base, fixed or rotating with auto-return.
Base métallique en croix, fixe ou pivotante avec retour automatique.
Base metálica en cruz, fija o giratoria con retorno.

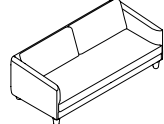


VENB78FA
78 x 79 H80
30.71"x 31.1" H31.5"
Fabric cover version.
Version jupe.
Versión faldón.

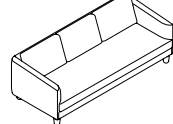
SOFAS. CANAPÉS. SOFÁS.



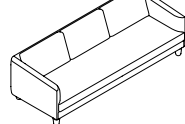
VENS168
168 x 94 H80
6.14"x 37.01" H31.5"
Wood base.
Base en bois.
Base en madera.



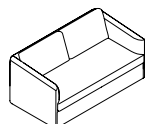
VENS200
200 x 94 H80
78.74"x 37.01" H31.5"
Wood base.
Base en bois.
Base en madera.



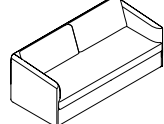
VENS218
218 x 94 H80
85.83"x 37.01" H31.5"
Wood base.
Base en bois.
Base en madera.



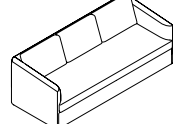
VENS242
242 x 94 H80
95.28"x 37.01" H31.5"
Wood base.
Base en bois.
Base en madera.



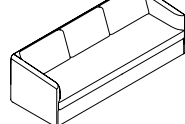
VENS168FA
168 x 94 H80
6.14"x 37.01" H31.5"
Fabric cover version.
Version jupe.
Versión faldón.



VENS200FA
200 x 94 H80
78.74"x 37.01" H31.5"
Fabric cover version.
Version jupe.
Versión faldón.

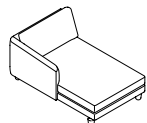


VENS218FA
218 x 94 H80
85.83"x 37.01" H31.5"
Fabric cover version.
Version jupe.
Versión faldón.

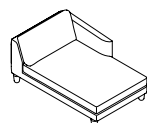


VENS242FA
242 x 94 H80
95.28"x 37.01" H31.5"
Fabric cover version.
Version jupe.
Versión faldón.

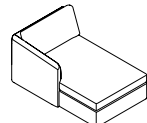
VENICE. Chaise longue.



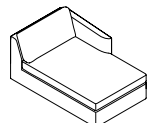
VENCLI100
100 x 160 H80
39.37"x 62.99" H31.5"
IZQ.
Wood base.
Base en bois.
Base en madera.



VENCLD100
100 x 160 H80
39.37"x 62.99" H31.5"
DER.
Wood base.
Base en bois.
Base en madera.



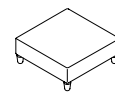
VENCLI100FA
100 x 160 H80
39.37"x 62.99" H31.5"
IZQ.
Fabric cover version.
Version jupe.
Versión faldón.



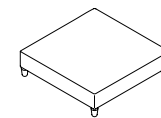
VENCLD100FA
100 x 160 H80
39.37"x 62.99" H31.5"
DER.
Fabric cover version.
Version jupe.
Versión faldón.

SOFAS. CANAPÉS. SOFÁS.

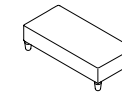
VENICE. Ottomans. Poufs. Ottomans.



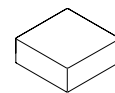
VENP98
98 x 98 H36
38.58"x 38.58" H14.17"
Wood base.
Base en bois.
Base en madera.



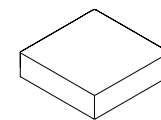
VENP137
137 x 137 H36
53.94"x 53.94" H14.17"
Wood base.
Base en bois.
Base en madera.



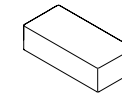
VENP66
137 x 66 H36
53.94"x 26" H14.17"
Wood base.
Base en bois.
Base en madera.



VENP98FA
98 x 98 H36
38.58"x 38.58" H14.17"
Fabric cover version.
Version jupe.
Versión faldón.

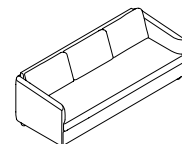


VENP137FA
137 x 137 H36
53.94"x 53.94" H14.17"
Fabric cover version.
Version jupe.
Versión faldón.

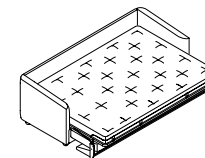


VENP66FA
137 x 66 H36
53.94"x 26" H14.17"
Fabric cover version.
Version jupe.
Versión faldón.

SOFA BED. CANAPÉ LIT. SOFÁ CAMA.



VENS232
Sofa. Canapé. Sofá.
232 x 94 H80
91.34"x 37.01" H31.5"
Bed. Lit. Cama.
232 x 178 H62
91.34"x 70.08" H24.41"
Mattress. Matelas. Colchón.
160 x 190 H12
62.99"x 74.8 H4.72"



ROLLS & CUSHIONS. ROULEAUX ET COUSSINS. RULOS Y COJINES.

Cushions. Coussins. Cojines.



CUBO60H45
60 x H45
23.62" x H17.72"
Oxford cushion.
Coussin Oxford.
Cojin Oxford.



CUBO70H45
70 x H45
27.56" x H17.72"
Oxford cushion.
Coussin Oxford.
Cojin Oxford.



CUBO80H45
80 x H45
31.50" x H17.72"
Oxford cushion.
Coussin Oxford.
Cojin Oxford.



CUBO70H60
70 x H60
27.56" x H23.62"
Oxford cushion.
Coussin Oxford.
Cojin Oxford.



CUB80H60
80 x H60
31.50" x 23.62"
Oxford cushion.
Coussin Oxford.
Cojin Oxford.



CUB60H45
60 x H45
23.62" x H17.72"
Cushion. Coussin. Cojin.



CUB70H45
70 x H45
27.56" x H17.72"
Cushion. Coussin. Cojin.

Lumbar cushions. Coussins lombaire. Cojines lumbares.



CUBO40H30
40 x H30
15.75" x H11.81"
Oxford lumbar cushion.
Coussin lombaire Oxford.
Cojin lumbar Oxford.



CUBO50H30
50 x H30
19.69" x H11.81"
Oxford lumbar cushion.
Coussin lombaire Oxford.
Cojin lumbar Oxford.



CUBO60H30
60 x H30
23.62" x H11.81"
Oxford lumbar cushion.
Coussin lombaire Oxford.
Cojin lumbar Oxford.



CUB40H30
40 x H30
15.75" x H11.81"
Lumbar cushion.
Coussin lombaire.
Cojin lumbar.



CUB50H30
50 x H30
19.69" x 11.81"
Cushion. Coussin. Cojin.



CUB60H30
60 x H30
23.62" H11.81"
Lumbar cushion.
Coussin lombaire.
Cojin lumbar.

Rolls. Rouleaux. Rulos.



ROL70D20
70 x 20 x 20
27.56" x 7.87" x 7.87"



ROL80D20
80 x 20 x 20
31.5" x 7.87" x 7.87"




ROL90D20
90 x 20 x 20
35.43" x 7.87" x 7.87"

TAPESTRIES & FINISHES.

HOME TEXTILES COLLECTION. COLLECTION TEXTILES MAISON. COLECCIÓN TEJIDOS HOGAR.




DURY
Group. Groupe. Grupo. 1
10 Colors. Couleurs. Colores.



SONNET
Group. Groupe. Grupo. 1
8 Colors. Couleurs. Colores.




NOAH
Group. Groupe. Grupo. 2
14 Colors. Couleurs. Colores.




SAHARA
Group. Groupe. Grupo. 2
23 Colors. Couleurs. Colores.




SAVANE
Grupo. Groupe. Grupo. 2
7 Colors. Couleurs. Colores.



TENZO
Group. Groupe. Grupo. 2
11 Colors. Couleurs. Colores.




DANA
Group. Groupe. Grupo. 2
11 Colors. Couleurs. Colores.



KEY BISCAYNE
Group. Groupe. Grupo. 2
14 Colors. Couleurs. Colores.



BORA BORA
Group. Groupe. Grupo. 3
13 Colors. Couleurs. Colores.



KRONOS
Group. Groupe. Grupo. 3
16 Colors. Couleurs. Colores.



LINARA
Group. Groupe. Grupo. 3
41 Colors. Couleurs. Colores.



MUSA
Group. Groupe. Grupo. 3
9 Colors. Couleurs. Colores.



ROCCO
Group. Groupe. Grupo. 3
9 Colors. Couleurs. Colores.



SERRA
Group. Groupe. Grupo. 3
10 Colors. Couleurs. Colores.




GENT
Group. Groupe. Grupo. 3
13 Colors. Couleurs. Colores.


HOME TEXTILES COLLECTION. COLLECTION TEXTILES MAISON. COLECCIÓN TEJIDOS HOGAR.



ARCHI
Group. Groupe. Grupo. 4
6 Colors. Couleurs. Colores.



MINUETTO
Group. Groupe. Grupo. 4
11 Colors. Couleurs. Colores.



LOPI
Group. Groupe. Grupo. 4
9 Colors. Couleurs. Colores.



GOTHENBURG
Group. Groupe. Grupo. 4
15 Colors. Couleurs. Colores.



MARSALIS
Group. Groupe. Grupo. 4
9 Colors. Couleurs. Colores.



RICO
Group. Groupe. Grupo. 4
10 Colors. Couleurs. Colores.

HOME LEATHER COLLECTION. COLLECTION CUIR MAISON. COLECCIÓN PIEL HOGAR.



ALISEO
Group. Groupe. Grupo. L1
30 Colors. Couleurs. Colores.



NUVOLA
Group. Groupe. Grupo. L2
72 Colors. Couleurs. Colores.



ELMOBALTIQUE
Group. Groupe. Grupo. L2
22 Colors. Couleurs. Colores.

METAL PARTS FINISHES. FINITIONS POUR LES ÉLÉMENTS MÉTALLIQUES. ACABADOS PARA PARTES METÁLICAS.



Manganese metal.
Métal manganèse.
Metal manganeso.

WOOD FINISH. FINITION POUR LE BOIS. ACABADO DE LA MADERA.




Natural oak.
Chêne naturel.
Roble natural.




American walnut.
Noyer américain.
Nogal americano.




Dark stained oak.
Teinté chêne foncé.
Roble teñido oscuro.




SEDA




ALOE




KHAKI



BRICK



RUBI




KOKOA


LEATHER COLORS. COULEURS DE CUIR. COLORES DE PIEL.




NUVOLA 199




NUVOLA 163




ELMOBALTIQUE
88042



NUVOLA 155



NUVOLA 151



NUVOLA 147


DEKTON® COLORS. COULEURS DEKTON®. COLORES DEKTON®.



REM



KELYA



KIRA

HOME COLLECTION.

SINGULAR.



Serene by Mario Ruiz



Serene by Mario Ruiz



Senso by Mario Ruiz



Deck by Mario Ruiz



Daily by Mario Ruiz



Grey by Mario Ruiz



Voilà by Gabriel Teixidó



Serene by Mario Ruiz



Serene chair by Mario Ruiz



Senso by Mario Ruiz



Deck by Mario Ruiz



Grey by Mario Ruiz



Senso by Mario Ruiz



Senso by Mario Ruiz



Senso by Mario Ruiz



Serene by Mario Ruiz



Serene by Mario Ruiz



Serene furniture by Mario Ruiz



Serene by Mario Ruiz

COZY.



Silence by Mario Ruiz



Time by Mario Ruiz



Reset by Gabriel Teixidó



Time by Mario Ruiz



Silence by Mario Ruiz



Silence by Mario Ruiz



Silence by Mario Ruiz



Silence by Mario Ruiz

NEW CLASSIC.



Magnus by Mario Ruiz



Magnus by Mario Ruiz



Venice by Mario Ruiz



Venice by Mario Ruiz



Magnus by Mario Ruiz



Magnus Contract by Mario Ruiz



Venice by Mario Ruiz



Venice by Mario Ruiz



Venice sofa bed by Mario Ruiz



Venice by Mario Ruiz



Venice by Mario Ruiz



Venice by Mario Ruiz

ESSENTIAL.



Pulse by Mario Ruiz



Park



Ego



Moka by Gabriel Teixidó



June



Code



Bouvier by Dario Gagliardini



Hat by Dario Gagliardini



Oslo by Jordi Busquets



Ivy by Mario Ruiz



Ivy by Mario Ruiz



Ivy by Mario Ruiz



Pulse by Mario Ruiz



Pulse by Mario Ruiz



Ivy sofa bed by Mario Ruiz



Suma H 40cm by Mario Ruiz.



Suma H 40cm by Mario Ruiz.



Mika tray by Mario Ruiz



Depart H 39cm by Mario Ruiz.



Depart H 46cm by Mario Ruiz



Pulse by Mario Ruiz



Tab round and square coffee tables
H 46,5 cm by Mario Ruiz



Tab rectangular coffee tables
H 46,5 cm by Mario Ruiz



Tab occasional tables H 55,6 cm
by Mario Ruiz



Tab task table H 55,6 cm by Mario Ruiz



Tab task table H 50,8 cm by Mario Ruiz



Tab work tables H 66,1 cm by Mario Ruiz



Sacha side table by Mario Ruiz



Sacha rectangular coffee tables
by Mario Ruiz



Sacha square coffee table by Mario Ruiz



Sacha SQ side table by Mario Ruiz



Sacha SQ rectangular coffee tables
by Mario Ruiz



Sacha SQ square coffee table
by Mario Ruiz



Mika bedside table by Mario Ruiz

CONTRACT COLLECTION.

SYSTEMS. SYSTÈMES. SISTEMAS MODULARES.



Daily Contract System by Mario Ruiz



Deck Contract System by Mario Ruiz



Depart System by Mario Ruiz



Summ System by Mario Ruiz



Depart Power Modules by Mario Ruiz

SOFAS. CANAPÉS. SOFÁS.



Daily Contract by Mario Ruiz



Deck Contract by Mario Ruiz



Summ by Mario Ruiz



Depart by Mario Ruiz



Depart Screen by Mario Ruiz



Grey Contract by Mario Ruiz



Serene Contract by Mario Ruiz



Venice Contract by Mario Ruiz

ARMCHAIRS. FAUTEILS. BUTACAS.



Bouvier by Dario Gagliardini



Deck by Mario Ruiz



Deck Contract by Mario Ruiz



Depart by Mario Ruiz



Grey by Mario Ruiz



Grey Contract by Mario Ruiz



Hat by Dario Gagliardini



Magnus by Mario Ruiz



Oslo by Jordi Busquets



Senso by Mario Ruiz



Serene by Mario Ruiz



Serene Contract by Mario Ruiz



Serene chair by Mario Ruiz



Serene chair by Mario Ruiz



Time Contract by Mario Ruiz



Venice by Mario Ruiz



Venice Contract by Mario Ruiz

OTTOMANS & BENCHES. POUFS ET BANQUETTES. OTTOMANS Y BANCOS.



Suma H 40cm by Mario Ruiz



Suma H 40cm by Mario Ruiz



Mika tray by Mario Ruiz



Depart H 39cm by Mario Ruiz



Depart H 46cm by Mario Ruiz

FURNITURE. MEUBLES. MUEBLES.



Serene by Mario Ruiz



Serene by Mario Ruiz



Pulse by Mario Ruiz

TABLES. MESAS.



Tab round and square coffee tables
H 46,5 cm by Mario Ruiz



Tab rectangular coffee tables
H 46,5 cm by Mario Ruiz



Tab occasional tables H 55,6 cm
by Mario Ruiz



Tab task table H 55,6 cm by Mario Ruiz



Tab task table H 50,8 cm by Mario Ruiz



Tab work tables H 66,1 cm by Mario Ruiz



Sacha side table by Mario Ruiz



Sacha rectangular coffee tables
by Mario Ruiz



Sacha square coffee table by Mario Ruiz



Sacha SQ side table by Mario Ruiz



Sacha SQ rectangular coffee tables
by Mario Ruiz



Sacha SQ square coffee table
by Mario Ruiz



Mika bedside table by Mario Ruiz

Creative Direction
Mario Ruiz

Concept, Art Direction & Graphic Design
Studio Ainhoa Nagore

Photography
Eugení Pons

Printing
Ce.Ge

Joquer Tapicerías S.A. reserves the right to change, without previous notice, materials, covers, finishes and drawings of the products presented in this catalogue. The textures and colours of materials and finishes are indicative as they are depending on the tolerances of the printing process.

Joquer Tapicerías, S.A. se réserve le droit de modifier sans préavis, les matériaux, tissus, finitions et dessins des produits représentés dans ce catalogue. Les textures et les couleurs des matériaux et des finitions sont à titre indicatif en fonction des variations du processus d'impression.

Joquer Tapicerías S.A. se reserva el derecho de modificar, sin previo aviso, materiales, tejidos, acabados y dibujos de los productos representados en este catálogo. Las texturas y colores de los materiales y acabados son indicativos dependiendo de las variaciones del proceso de impresión.

