

# SLEDD.

# SOFA. CANAPÉ. SOFÁ.



Designer  
Mario Ruiz

STYLE. ESTILO.  
Singular

## FEATURES. TRAITS. CARACTERÍSTICAS.

---

Removable upholstery in the seat cushion and back cushions.

Wooden frame covered with cold flexible polyurethane foam and polyester fibre.

The front upholstery of the frame can be chosen in leather or upholstery.

Seat cushion made of different densities of polyurethane foam, padded on the surface with polyester fibre. Back cushions filled with polyester fibre, and washed and sterilised down.

Optional headrests in polyurethane foam upholstered in fabric or metal upholstered in leather.

Two back cushion heights available: Standard (83 cm - 32.68") or Premium (93 cm - 36.61")

**Headrests are mandatory if the Premium back cushion option is chosen.**

Metallic bases covered in manganese-finish polyester powder paint with LDPE stops.

Coussins d'assise et coussins de dossier en tissu déhoussables.

Structure fabriquée en bois et recouverte de mousse de polyuréthane souple à froid et fibre de polyester.

Structure avant recouverte de cuir ou de tissu, au choix.

Coussin d'assise fabriqué à l'aide de diverses densités de mousse de polyuréthane, avec matelassage extérieur en fibre de polyester. Coussins de dossier rembourrés en fibre de polyester et plumes lavées et stérilisées.

Repose-têtes en option fabriqués en mousse de polyuréthane recouvert de tissu ou en métal recouvert de cuir.

Deux hauteurs de coussin proposées pour le dossier : Standard(83 cm) ou Premium (93 cm)

**Les repose-tête sont obligatoires si l'option dossier Premium est choisie.**

Bases métalliques recouvertes de peinture polyester en poudre couleur manganèse, équipées de patins en PEBD.

Tapicería desenfundable en cojín de asiento y cojines de respaldo.

Bastidor de madera recubierto de espuma de poliuretano flexible en frío y fibra de poliéster.

Tapizado frontal del bastidor a escoger en piel o tapicería.

Cojín de asiento realizado en distintas densidades de espuma poliuretano, acolchado en la superficie con fibra. Cojines de respaldo rellenos de fibra de poliéster y pluma lavada y esterilizada.

Reposacabezas opcionales en espuma de poliuretano tapizados en tela o metálicos revestidos en piel.

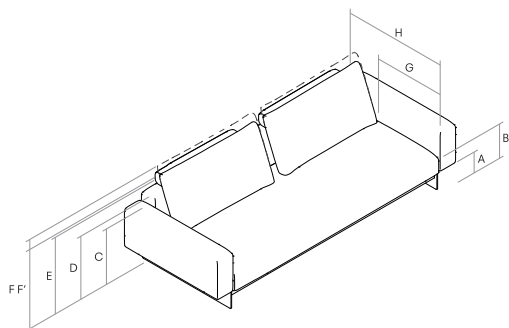
Dos alturas de respaldo disponibles: Standard (83 cm) o Premium (93 cm)

**Los reposacabezas son obligatorios en caso de escoger la opción de respaldo Premium.**

Bases metálicas recubiertas en pintura poliéster en polvo acabado manganeso con topes de LDPE.

**SLEDD.**

**GENERAL MEASUREMENTS. MESURES GÉNÉRALES. MEDIDAS GENERALES.**



- A.** Base height. Hauteur de base. Altura de base. 9 cm - 3.54"
- B.** Seat height. Hauteur du siège. Altura de asiento. 41 cm - 16.14"
- C.** Arm height. Hauteur DU bras. Altura de brazo. 54 cm - 21.26"
- D.** Backrest height. Hauteur du dossier. Altura del respaldo. 61 cm - 24.02"
- E.** Headrest Height. Hauteur du repose-têtes. Altura del reposacabezas. 73 cm - 28.74"
- F.** Back cushion height. Hauteur du coussin de dossier. Altura del cojín de respaldo. 83 cm - 32.68"
- F'.** Backrest height. Hauteur du dossier. Altura de respaldo. 93 cm - 36.61"
- G.** Seat depth. Profondeur d'assise. Profundidad de asiento. 60 cm - 23.62"
- H.** Depth. Profondeur. Profundidad. 103 cm - 40.55"

**FINISHES. TRAITS. ACABADOS.**

Finishes for the metal bases. Finitions des bases métalliques. Acabados de las bases metálicas.

Polyester powder paint. Peinture polyester en poudre. Pintura poliéster en polvo.



Manganese metal.  
Métal manganèse.  
Metal manganeso.

Finishes for the base, tables and accesories. Finitions de la structure de base, des tables et accessoires. Acabados de la base, mesas y accesorios.

Natural stone colours. Couleurs pierre naturelle. Colores piedra natural.



CARRARA



MARQUINA



EMPERADOR

Leather. Cuir. Piel.



NUVOLA  
199



NUVOLA  
163



ELMOBALTIQUE  
88042



NUVOLA  
155



NUVOLA  
151



NUVOLA  
147



ELMOBALTIQUE  
33280



ELMOBALTIQUE  
43003



ELMOBALTIQUE  
99011

## SLEDD.

### CARE & MAINTENANCE. SOIN ET ENTRETIEN. CUIDADO Y MANTENIMIENTO.

---

In order to keep the cushions in good conditions, they have to be tidied up and aired frequently, shaking the material inside, which by doing so will distribute and adapt itself uniformly.

It's recommended whenever possible, to change the position of the seat and back cushions, inverting the most used ones with the other ones less used. Cushions with goose-down padding must be "shaken-up" periodically, gently beating them with your hands and leaving them in the open air in such a way as to evenly settle the padding and to avoid flattening and creases.

Because leathers are fairly delicate, we recommend not setting drinking glasses or objects directly on the table, but instead use the optional marble tray.

Due to the size of the seats, surface wrinkling may occur. This effect is completely normal, and can be removed by gently stroking the seating surface towards the edges of the seat.

Pour assurer un bon entretien, les coussins doivent être manipulés et exposés en plein air fréquemment, pour causée le secouement du matériaux que sous ces action reprends volume et s'assouplissent uniformément.

Ou possible faire alterner la position des coussins d'assise et de dossier en intervenant les plus utilisés avec les mois. Les coussins rembourrés en duvet d'oie doivent être manipulés périodiquement entre les mains et exposés à l'air afin que le rembourrage "reprenne du volume". Vous évitez de la sorte la formation de plis et les coussins ne deviendront pas mous.

Étant donné la délicatesse des cuirs, il est conseillé de ne pas poser de verres ni d'objets directement sur le table mais d'utiliser le plateau en marbre en option.

En raison de la taille des sièges, des plis superficiels peuvent apparaître. Cet effet est tout à fait normal et peut être éliminé en caressant doucement la surface du siège vers les bords du siège.

Para asegurar un correcto mantenimiento, es necesario reacomodar y ventilar los cojines con regularidad sacudiéndolos para que el material interno adquiera aire y se distribuya de modo uniforme.

Cuando es posible, alternar las posiciones de los cojines del asiento y el respaldo, invirtiendo la posición de los que se utilizan más y los que se utilizan menos. Los cojines con relleno de pluma deben ser mullidos periódicamente, golpeándolos suavemente con la mano para recomponer uniformemente el relleno y evitar los aplastamientos y las arrugas.

Dada la delicadeza de la piel, se aconseja no apoyar vasos u otros objetos sobre la mesa, y utilizar la bandeja en mármol en su lugar.

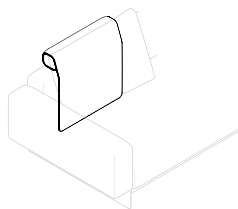
Debido a la dimensión de los asientos, pueden generarse arrugas en la superficie. Este efecto es totalmente normal, y puede desaparecer acariciando suavemente la superficie de asiento, desplazando el tejido hacia los extremos del asiento.

### OPTIONAL FINISHES. FINITIONS EN OPTION. ACABADOS OPCIONALES.

---

SLEDD. Optional headrest. Repose-tête en option. Reposacabezas opcional.

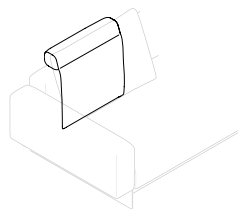
SLEDD. Trim. Structure avant. Embellecedor.



Optional headrest in metal upholstered in leather.

Repose-têtes en option fabriqués en métal recouvert de cuir.


Reposacabezas opcionales en metal tapizados en cuero.



Optional headrest in polyurethane foam upholstered in fabric.

Repose-têtes en option fabriqués en mousse de polyuréthane recouvert de tissu.

Reposacabezas opcionales en espuma de poliuretano tapizados en tela.



Leather or fabric trim.

Structure avant en cuir o tissu  
Embellecedor en piel o tejido.

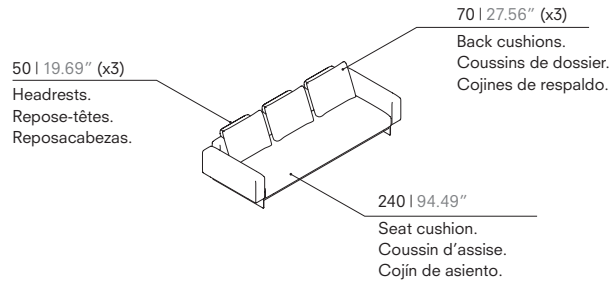
SLEDD.

CONFIGURATOR.

SLEDD. Seat cushions, back cushions and headrests widths. Largeur des coussins d'assise, des coussins de dossier et des repose-têtes.  
Ancho de los cojines de asiento, cojines de respaldo y reposacabezas.

Example. Exemple. Ejemplo.

**SLES280**  
280 x 103 H83  
110.24"x 40.55" H32.68"



SOFA. CANAPÉ. SOFÁ.			
REF.	Seat cushion. Coussin d'assise. Cojín de asiento.	Back cushions. Coussins de dossier. Cojines de respaldo.	Headrests. Repose-têtes. Reposacabezas.
SLES220	180   70.87"	80   31.5" (x2)	60   23.62" (x2)
SLES240	200   78.74"	90   35.43" (x2)	70   27.56" (x2)
SLES260	220   86.61"	100   39.37" (x2)	70   27.56" (x2)
SLES280	240   94.49"	70   27.56" (x3)	50   19.69" (x3)
SLES300	260   102.36"	75   29.53" (x3)	60   23.62" (x3)
SLES320	280   110.24"	85   33.46" (x3)	60   23.62" (x3)
SLES340	300   118.11"	90   35.43" (x3)	70   27.56" (x3)

SOFA WITH 1 ARM. CANAPÉ AVEC 1 ACCOUDOIR. SOFÁ CON 1 BRAZO.			
REF.	Seat cushion. Coussin d'assise. Cojín de asiento.	Back cushions. Coussins de dossier. Cojines de respaldo.	Headrests. Repose-têtes. Reposacabezas.
SLESD180   SLES1180	160   62.99"	70   27.56" (x2)	50   19.69" (x2)
SLESD200   SLES1200	180   70.87"	80   31.5" (x2)	60   23.62" (x2)
SLESD220   SLES1220	200   78.74"	90   35.43" (x2)	70   27.56" (x2)
SLESD240   SLES1240	220   86.61"	100   39.37" (x2)	70   27.56" (x2)
SLESD260   SLES1260	240   94.49"	70   27.56" (x3)	50   19.69" (x3)
SLESD290   SLES1290	270   106.3"	80   31.5" (x3)	60   23.62" (x3)
SLESD320   SLES1320	300   118.11"	90   35.43" (x3)	70   27.56" (x3)

SOFA WITHOUT ARMS. CANAPÉ SANS ACCOUDOIRS. SOFÁ SIN BRAZOS.			
REF.	Seat cushion. Coussin d'assise. Cojín de asiento.	Back cushions. Coussins de dossier. Cojines de respaldo.	Headrests. Repose-têtes. Reposacabezas.
SLES0160	160   62.99"	70   27.56" (x2)	50   19.69" (x2)
SLES0180	180   70.87"	80   31.5" (x2)	60   23.62" (x2)
SLES0200	200   78.74"	90   35.43" (x2)	70   27.56" (x2)
SLES0220	220   86.61"	100   39.37" (x2)	70   27.56" (x2)
SLES0240	240   94.49"	70   27.56" (x3)	50   19.69" (x3)
SLES0270	270   106.3"	80   31.5" (x3)	60   23.62" (x3)
SLES0300	300   118.11"	90   35.43" (x3)	70   27.56" (x3)

SLEDD.

CONFIGURATOR.

SLEDD. Seat cushions, back cushions and headrests widths. Largeur des coussins d'assise, des coussins de dossier et des repose-têtes.  
Ancho de los cojines de asiento, cojines de respaldo y reposacabezas.

CORNERS. ANGLES. RINCONES.			
REF.	Seat cushion. Coussin d'assise. Cojin de asiento.	Back cushions. Coussins de dossier. Cojines de respaldo.	Headrests. Repose-têtes. Reposacabezas.
<b>SLER103</b>	80   31.5"	80   31.5" (x1) + 60   23.62" (x1)	50   19.69" (x1) + 60   23.62" (x1)
<b>SLERDD183   SLERDI183</b>	160   66.93"	80   31.5" (x1) + 60   23.62" (x1) + 70   27.56" (x1)	50   19.69" (x2) + 60   23.62" (x1)
<b>SLERDD193   SLERDI193</b>	170   78.74"	80   31.5" (x2) + 60   23.62" (x1)	50   19.69" (x1) + 60   23.62" (x2)
<b>SLERDD203   SLERDI203</b>	180   70.87"	80   31.5" (x1) + 60   23.62" (x1) + 90   35.43" (x1)	50   19.69" (x1) + 60   23.62" (x1) + 70   27.56" (x1)
<b>SLERTD263   SLERTI263</b>	240   94.49"	80   31.5" (x1) + 60   23.62" (x1) + 70   27.56" (x2)	50   19.69" (x3) + 60   23.62" (x1)
<b>SLERTD283   SLERTI283</b>	260   102.36"	80   31.5" (x3) + 60   23.62" (x1)	50   19.69" (x1) + 60   23.62" (x3)
<b>SLERTD303   SLERTI303</b>	280   110.24"	80   31.5" (x1) + 60   23.62" (x1) + 90   35.43" (x2)	50   19.69" (x1) + 60   23.62" (x1) + 70   27.56" (x2)

CORNERS WITH 1 ARM. ANGLES AVEC 1 ACCOUDOIR. RINCONES CON 1 BRAZO.			
REF.	Seat cushion. Coussin d'assise. Cojin de asiento.	Back cushions. Coussins de dossier. Cojines de respaldo.	Headrests. Repose-têtes. Reposacabezas.
<b>SLERDBD203   SLERDBI203</b>	160   66.93"	80   31.5" (x1) + 60   23.62" (x1) + 70   27.56" (x1)	50   19.69" (x2) + 60   23.62" (x1)
<b>SLERDBD213   SLERDBI213</b>	170   78.74"	80   31.5" (x2) + 60   23.62" (x1)	50   19.69" (x1) + 60   23.62" (x2)
<b>SLERDBD223   SLERDBI223</b>	180   70.87"	80   31.5" (x1) + 60   23.62" (x1) + 90   35.43" (x1)	50   19.69" (x1) + 60   23.62" (x1) + 70   27.56" (x1)
<b>SLERTBD283   SLERTBI283</b>	240   94.49"	80   31.5" (x1) + 60   23.62" (x1) + 70   27.56" (x2)	50   19.69" (x3) + 60   23.62" (x1)
<b>SLERTBD303   SLERTBI303</b>	260   102.36"	80   31.5" (x3) + 60   23.62" (x1)	50   19.69" (x1) + 60   23.62" (x3)
<b>SLERTBD323   SLERTBI323</b>	280   110.24"	80   31.5" (x1) + 60   23.62" (x1) + 90   35.43" (x2)	50   19.69" (x1) + 60   23.62" (x1) + 70   27.56" (x2)

TERMINAL MODULE. MODULE TERMINAL. MÓDULO TERMINAL.			
REF.	Seat cushion. Coussin d'assise. Cojin de asiento.	Back cushions. Coussins de dossier. Cojines de respaldo.	Headrests. Repose-têtes. Reposacabezas.
<b>SLEMTD220   SLEMTI220</b>	220   86.61"	70   27.56" (x2)	50   19.69" (x2)
<b>SLEMTD240   SLEMTI240</b>	240   94.49"	80   31.5" (x2)	60   23.62" (x2)
<b>SLEMTD260   SLEMTI260</b>	260   102.36"	90   35.43" (x2)	70   27.56" (x2)

CHAISE LONGUE			
REF.	Seat cushion. Coussin d'assise. Cojin de asiento.	Back cushions. Coussins de dossier. Cojines de respaldo.	Headrests. Repose-têtes. Reposacabezas.
<b>SLECLD100   SLECLI100</b>	80   31.5"	70   27.56" (x1)	50   19.69" (x1)
<b>SLECLD110   SLECLI110</b>	90   35.43"	80   31.5" (x1)	60   23.62" (x1)
<b>SLECLD120   SLECLI120</b>	100   39.37"	90   35.43" (x1)	70   27.56" (x1)
<b>SLECLD160   SLECLI160</b>	160   62.99"	60   23.62" (x2)	50   19.69" (x2)

## SLEDD.

### DIMENSIONS. DIMENSIONES.

---

SLEDD. Leather upholstered headrest. Repose-tête recouvert de cuir. Reposacabezas tapizado en piel.

---



#### **SLERPSMET50**

50 x 15 H58  
19.69"x 22.83" H5.91"



#### **SLERPSMET60**

60 x 15 H58  
23.62"x 22.83" H5.91"



#### **SLERPSMET70**

70 x 15 H58  
27.56"x 22.83" H5.91"

SLEDD. Fabric upholstered headrest. Repose-tête recouvert de tissu. Reposacabezas tapizado en tela.

---



#### **SLERPESP50**

50 x 15 H58  
19.69"x 22.83" H5.91"



#### **SLERPESP60**

60 x 15 H58  
23.62"x 22.83" H5.91"



#### **SLERPESP70**

70 x 15 H58  
27.56"x 22.83" H5.91"

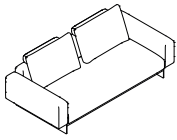
## SLEDD.

### DIMENSIONS. DIMENSIONES.

---

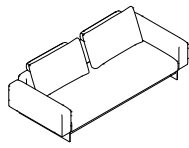
SLEDD. Sofa. Canapé. Sofá.

---



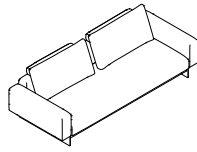
#### SLES220

220 x 103 H83  
86.61"x 40.55" H32.68"



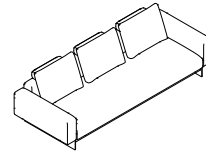
#### SLES240

240 x 103 H83  
94.49"x 40.55" H32.68"



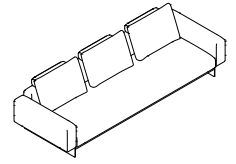
#### SLES260

260 x 103 H83  
102.36"x 40.55" H32.68"



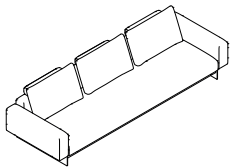
#### SLES280

280 x 103 H83  
110.24"x 40.55" H32.68"



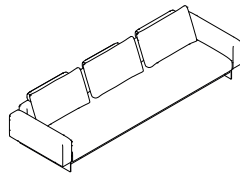
#### SLES300

300 x 103 H83  
118.11"x 40.55" H32.68"



#### SLES320

320 x 103 H83  
125.98"x 40.55" H32.68"



#### SLES340

340 x 103 H83  
133.86"x 40.55" H32.68"

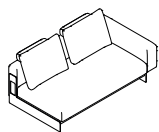
## SLEDD.

### DIMENSIONS. DIMENSIONES.

---

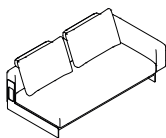
SLEDD. Sofa with 1 arm. Canapé avec 1 accoudoir. Sofá con 1 brazo.

---



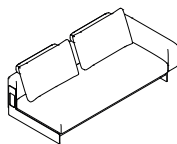
#### SLESD180

180 x 103 H83  
70.87"x 40.55" H32.68"  
DER.



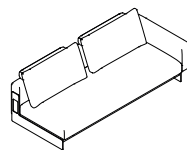
#### SLESD200

200 x 103 H83  
78.74"x 40.55" H32.68"  
DER.



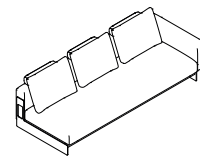
#### SLESD220

220 x 103 H83  
86.61"x 40.55" H32.68"  
DER.



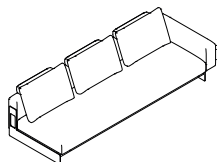
#### SLESD240

240 x 103 H83  
94.49"x 40.55" H32.68"  
DER.



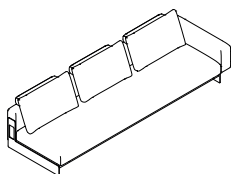
#### SLESD260

260 x 103 H83  
102.36"x 40.55" H32.68"  
DER.



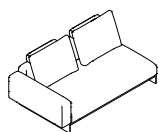
#### SLESD290

290 x 103 H83  
114.17"x 40.55" H32.68"  
DER.



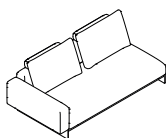
#### SLESD320

320 x 103 H83  
125.98"x 40.55" H32.68"  
DER.



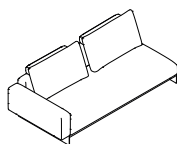
#### SLESI180

180 x 103 H83  
70.87"x 40.55" H32.68"  
IZQ.



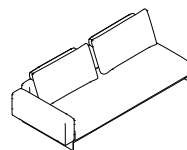
#### SLESI200

200 x 103 H83  
78.74"x 40.55" H32.68"  
IZQ.



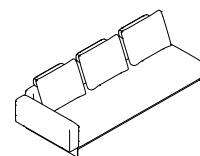
#### SLESI220

220 x 103 H83  
86.61"x 40.55" H32.68"  
IZQ.



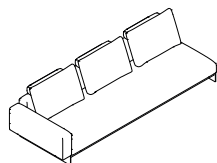
#### SLESI240

240 x 103 H83  
94.49"x 40.55" H32.68"  
IZQ.



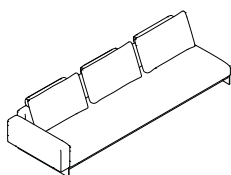
#### SLESI260

260 x 103 H83  
102.36"x 40.55" H32.68"  
IZQ.



#### SLESI290

290 x 103 H83  
114.17"x 40.55" H32.68"  
IZQ.



#### SLESI320

320 x 103 H83  
125.98"x 40.55" H32.68"  
IZQ.



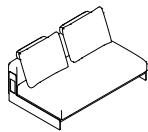
## SLEDD.

### DIMENSIONS. DIMENSIONES.

---

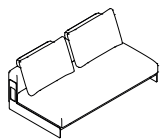
SLEDD. Sofa without arms. Canapé sans accoudoirs. Sofá sin brazos.

---



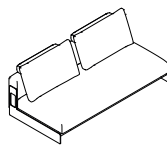
**SLES0160**

160 x 103 H83  
62.99"x 40.55" H32.68"



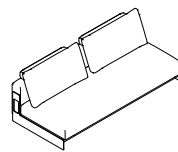
**SLES0180**

180 x 103 H83  
70.87"x 40.55" H32.68"



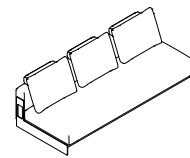
**SLES0200**

200 x 103 H83  
78.74"x 40.55" H32.68"



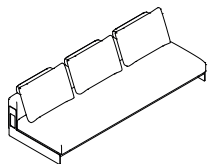
**SLES0220**

220 x 103 H83  
86.61"x 40.55" H32.68"



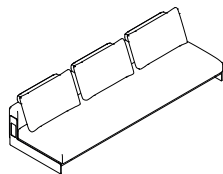
**SLES0240**

240 x 103 H83  
94.49"x 40.55" H32.68"



**SLES0270**

270 x 103 H83  
106.30"x 40.55" H32.68"

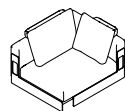


**SLES0300**

300 x 103 H83  
118.11"x 40.55" H32.68"

SLEDD. Corner. Angle. Rincón.

---



**SLER103**

103 x 103 H83  
40.55"x 40.55" H32.68"  
Single corner.  
Angle uni.  
Rincón simple.

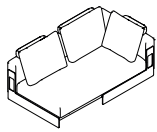
## SLEDD.

### DIMENSIONS. DIMENSIONES.

---

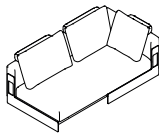
SLEDD. Corner. Angle. Rincón.

---



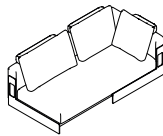
#### **SLERDD183**

183 x 103 H83  
72.05"x 40.55" H32.68"  
DER.  
Double corner.  
Angle double.  
Rincón doble.



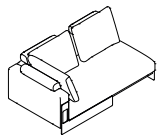
#### **SLERDD193**

193 x 103 H83  
75.98"x 40.55" H32.68"  
DER.  
Double corner.  
Angle double.  
Rincón doble.



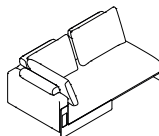
#### **SLERDD203**

203 x 103 H83  
79.92"x 40.55" H32.68"  
DER.  
Double corner.  
Angle double.  
Rincón doble.



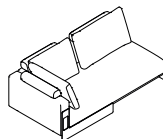
#### **SLERDI183**

183 x 103 H83  
72.05"x 40.55" H32.68"  
IZQ.  
Double corner.  
Angle double.  
Rincón doble.



#### **SLERDI193**

193 x 103 H83  
75.98"x 40.55" H32.68"  
IZQ.  
Double corner.  
Angle double.  
Rincón doble.



#### **SLERDI203**

203 x 103 H83  
79.92"x 40.55" H32.68"  
IZQ.  
Double corner.  
Angle double.  
Rincón doble.

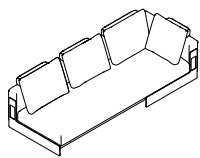
# SLEDD.

## DIMENSIONS. DIMENSIONES.

---

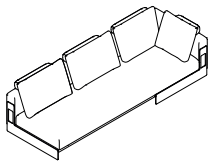
### SLEDD. Corner. Angle. Rincón.

---



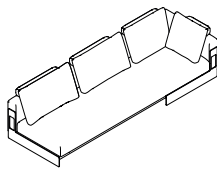
#### **SLERTD263**

263 x 103 H83  
103.54"x 40.55" H32.68"  
DER.  
Triple corner.  
Angle triple.  
Rincón triple.



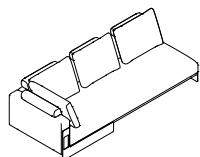
#### **SLERTD283**

283 x 103 H83  
111.42"x 40.55" H32.68"  
DER.  
Triple corner.  
Angle triple.  
Rincón triple.



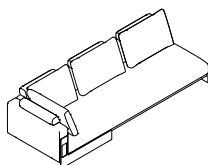
#### **SLERTD303**

303 x 103 H83  
119.29"x 40.55" H32.68"  
DER.  
Triple corner.  
Angle triple.  
Rincón triple.



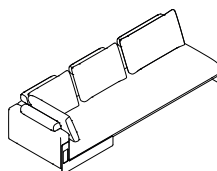
#### **SLERTI263**

263 x 103 H83  
103.54"x 40.55" H32.68"  
IZQ.  
Triple corner.  
Angle triple.  
Rincón triple.



#### **SLERTI283**

283 x 103 H83  
111.42"x 40.55" H32.68"  
IZQ.  
Triple corner.  
Angle triple.  
Rincón triple.



#### **SLERTI303**

303 x 103 H83  
119.29"x 40.55" H32.68"  
IZQ.  
Triple corner.  
Angle triple.  
Rincón triple.

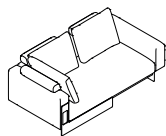
## SLEDD.

### DIMENSIONS. DIMENSIONES.

---

SLEDD. Corner with 1 arm. Angle avec 1 accoudoir. Rincón con 1 brazo.

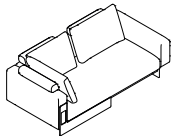
---



#### **SLERDBD203**

203 x 103 H83  
79.92"x 40.55" H32.68"

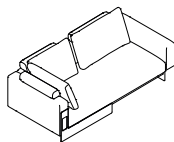
DER.  
Double corner with 1 arm.  
Angle double avec 1 accoudoir..  
Rincón doble con 1 brazo.



#### **SLERDBD213**

213 x 103 H83  
83.86"x 40.55" H32.68"

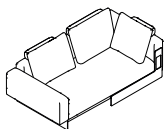
DER.  
Double corner with 1 arm.  
Angle double avec 1 accoudoir..  
Rincón doble con 1 brazo.



#### **SLERDBD223**

223 x 103 H83  
87.80"x 40.55" H32.68"

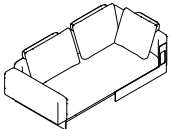
DER.  
Double corner with 1 arm.  
Angle double avec 1 accoudoir..  
Rincón doble con 1 brazo.



#### **SLERDBI203**

203 x 103 H83  
79.92"x 40.55" H32.68"

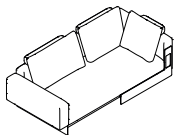
IZQ.  
Double corner with 1 arm.  
Angle double avec 1 accoudoir..  
Rincón doble con 1 brazo.



#### **SLERDBI213**

213 x 103 H83  
83.86"x 40.55" H32.68"

IZQ.  
Double corner with 1 arm.  
Angle double avec 1 accoudoir..  
Rincón doble con 1 brazo.



#### **SLERDBI223**

223 x 103 H83  
87.80"x 40.55" H32.68"

IZQ.  
Double corner with 1 arm.  
Angle double avec 1 accoudoir..  
Rincón doble con 1 brazo.

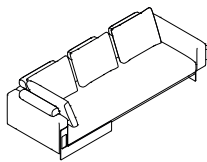
## SLEDD.

### DIMENSIONS. DIMENSIONES.

---

SLEDD. Corner with 1 arm. Angle avec 1 accoudoir. Rincón con 1 brazo.

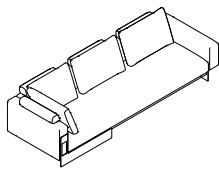
---



#### SLERTBD283

283 x 103 H83  
111.42"x 40.55" H32.68"  
DER.

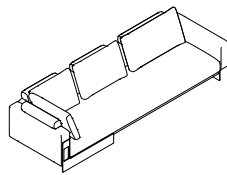
Triple corner with 1 arm.  
Angle triple avec 1 accoudoir.  
Rincón triple con 1 brazo.



#### SLERTBD303

303 x 103 H83  
119.29"x 40.55" H32.68"  
DER.

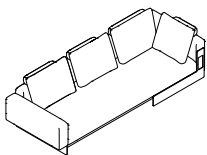
Triple corner with 1 arm.  
Angle triple avec 1 accoudoir.  
Rincón triple con 1 brazo.



#### SLERTBD323

323 x 103 H83  
127.17"x 40.55" H32.68"  
DER.

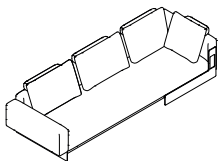
Triple corner with 1 arm.  
Angle triple avec 1 accoudoir.  
Rincón triple con 1 brazo.



#### SLERTBI283

283 x 103 H83  
111.42"x 40.55" H32.68"  
IZQ.

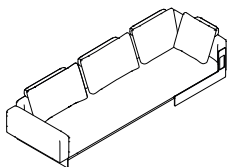
Triple corner with 1 arm.  
Angle triple avec 1 accoudoir.  
Rincón triple con 1 brazo.



#### SLERTBI303

303 x 103 H83  
119.29"x 40.55" H32.68"  
IZQ.

Triple corner with 1 arm.  
Angle triple avec 1 accoudoir.  
Rincón triple con 1 brazo.



#### SLERTBI323

323 x 103 H83  
127.17"x 40.55" H32.68"  
IZQ.

Triple corner with 1 arm.  
Angle triple avec 1 accoudoir.  
Rincón triple con 1 brazo.

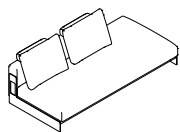
## SLEDD.

### DIMENSIONS. DIMENSIONES.

---

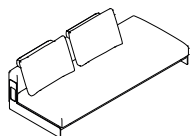
SLEDD. Terminal module. Module terminal. Módulo terminal.

---



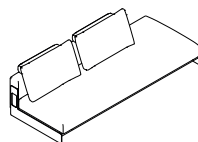
#### SLEMTD220

220 x 103 H83  
86.61"x 40.55" H32.68"  
DER.



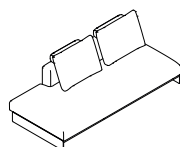
#### SLEMTD240

240 x 103 H83  
94.49"x 40.55" H32.68"  
DER.



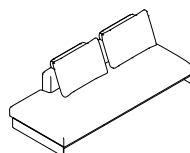
#### SLEMTD260

260 x 103 H83  
102.36"x 40.55" H32.68"  
DER.



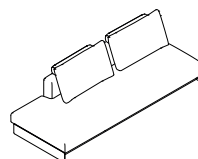
#### SLEMTI220

220 x 103 H83  
86.61"x 40.55" H32.68"  
IZQ.



#### SLEMTI240

240 x 103 H83  
94.49"x 40.55" H32.68"  
IZQ.

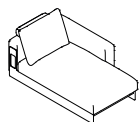


#### SLEMTI260

260 x 103 H83  
102.36"x 40.55" H32.68"  
IZQ.

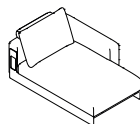
SLEDD. Chaise longue.

---



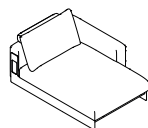
#### SLECLD100

100 x 163 H83  
39.37"x 64.17" H32.68"  
DER.



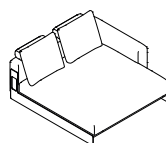
#### SLECLD110

110 x 163 H83  
43.31"x 64.17" H32.68"  
DER.



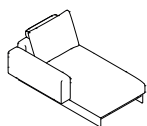
#### SLECLD120

120 x 163 H83  
47.24"x 64.17" H32.68"  
DER.



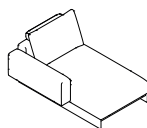
#### SLECLD160

160 x 163 H83  
62.99"x 64.17" H32.68"  
DER.



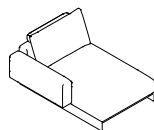
#### SLECLI100

100 x 163 H83  
39.37"x 64.17" H32.68"  
IZQ.



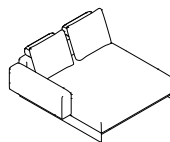
#### SLECLI110

110 x 163 H83  
43.31"x 64.17" H32.68"  
IZQ.



#### SLECLI120

120 x 163 H83  
47.24"x 64.17" H32.68"  
IZQ.



#### SLECLI160

160 x 163 H83  
62.99"x 64.17" H32.68"  
IZQ.

## SLEDD.

### DIMENSIONS. DIMENSIONES.

---

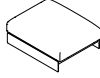
SLEDD. Modular ottoman. Pouf modulable. Ottoman modular.

---



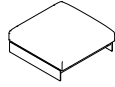
**SLEP60**

60 x 103 H41  
23.62"x 40.55" H16.14"



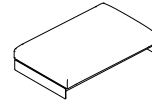
**SLEP80**

80 x 103 H41  
31.50"x 40.55" H16.14"



**SLEP103**

103 x 103 H41  
40.55"x 40.55" H16.14"

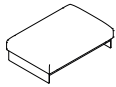


**SLEP160**

160 x 103 H41  
62.99"x 40.55" H16.14"

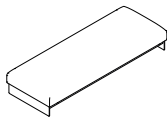
SLEDD. Ottomans. Poufs. Ottomans.

---



**SLEP120X84**

120 x 84 H41  
47.24"x 33.07" H16.14"



**SLEP220X84**

220 x 84 H41  
86.61"x 33.07" H16.14"

## SLEDD.

### DIMENSIONS. DIMENSIONES.

---

SLEDD. Tables placed between modules. Tables positionnées entre les modules. Mesas posicionadas entre módulos.

---



#### SLEBAN40

40 x 96 H35  
15.75" x 37.80" H13.78"



#### SLEBAN70

70 x 96 H35  
27.56" x 37.80" H13.78"

SLEDD. Tables to be placed at the end of modules. Tables à positionner à la fin des modules. Mesas posicionadas al final de los módulos.

---



#### SLEBAND40

40 x 96 H35  
15.75" x 37.80" H13.78"  
DER.



#### SLEBANI40

40 x 96 H35  
15.75" x 37.80" H13.78"  
IZQ.



#### SLEBAND70

70 x 96 H35  
27.56" x 37.80" H13.78"  
DER.



#### SLEBANI70

70 x 96 H35  
27.56" x 37.80" H13.78"  
IZQ.

SLEDD. Marble tray. Plateau en marbre. Bandeja de mármol

---



#### SLEMML

35 x 39 H2  
13.78" x 15.35" H0.79"



#### SLEMR

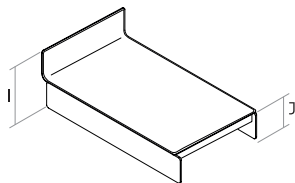
27 x 63 H2  
10.63" x 24.80" H0.79"



## SLEDD.

### GENERAL MEASUREMENTS. MESURES GÉNÉRALES. MEDIDAS GENERALES.

---



I. Height. Hauteur. Altura. 18 cm - 7.09"

J. Height. Hauteur. Altura. 33 cm - 12.99"

### FINISHES. TRAITS. ACABADOS.

---

Finishes for the metal bases. Finitions des bases métalliques. Acabados de las bases metálicas.

---

Polyester powder paint. Peinture polyester en poudre. Pintura poliéster en polvo.

---



Manganese metal.  
Métal manganèse.  
Metal manganeso.

Finishes for the base, tables and accessories. Finitions de la structure de base, des tables et accessoires. Acabados de la base, mesas y accesorios.

---

Natural stone colours. Couleurs pierre naturelle. Colores piedra natural.

---



CARRARA



MARQUINA



EMPERADOR

Leather. Cuir. Piel.

---



NUVOLA  
199



NUVOLA  
163



ELMOBALTIQUE  
88042



NUVOLA  
155



NUVOLA  
151



NUVOLA  
147



ELMOBALTIQUE  
33280



ELMOBALTIQUE  
43003



ELMOBALTIQUE  
99011