

# SERENE.

# SOFA. CANAPÉ. SOFÁ.



Designer  
Mario Ruiz

STYLE. ESTILO.  
Singular

VERSION. VERSIÓN.  
Floor standing. Ras du sol. Base a suelo.

VARIANTS. VARIANTES.  
Standard depth. Profondeur standard. Profundidad estándar. (98 cm - 38.58 in)  
Low arm. Accoudoir bas. Brazo bajo.

## FEATURES. TRAITS. CARACTERÍSTICAS.

---

**The high backrest costs an extra 47 euros per unit. Le dossier haut coûte 47 euros de plus par unité. El respaldo alto tiene un coste extra de 47 euros por unidad.**

Removable upholstery in back and auxiliary cushions.

Wooden frame covered with flexible cold shaped polyurethane foam and polyester fibre.

Suspension consisting of fibreglass reinforced plastic slats.

Seats in different polyurethane foam densities, with surface padding in fibre. Back cushions stuffed with polyester fibre and washed, sterilised down. Auxiliary cushions stuffed with polyester fibre and washed, sterilised down.

LDPE bases.

Two back cushions heights available: Standard (82 cm - 32.28 in) or High (92 cm - 36.22)

Tapiserie déhoussable sur les coussins du dossier et coussins auxiliaires.

Cadre en bois recouvert de mousse de polyuréthane souple à froid et de fibre de polyester.

Suspension au moyen de lattes renforcées avec de la fibre de verre.

Assise réalisé dans différentes densités de mousse polyuréthane, matelassé en surface avec du fibre. Coussins du dossier garnis de fibre de polyester et plumes lavées et stérilisées. Coussins auxiliaires garnis de fibre de polyester et plumes lavées et stérilisées.

Pieds en PEBD.

Deux hauteurs de coussin pour les dossiers disponibles : Standard (82 cm) ou Haut (92 cm)

Tapicería desenfundable en cojines de respaldo y cojines auxiliares.

Bastidor de madera recubierto de espuma de poliuretano flexible en frío y fibra de poliéster.

Suspensión mediante lamas de plástico reforzadas con fibra de vidrio.

Asientos realizados en distintas densidades de espuma de poliuretano, acolchados en la superficie con fibra. Cojines de respaldo rellenos de fibra de poliéster y pluma lavada y esterilizada. Cojines auxiliares rellenos de fibra de poliéster y pluma lavada y esterilizada.

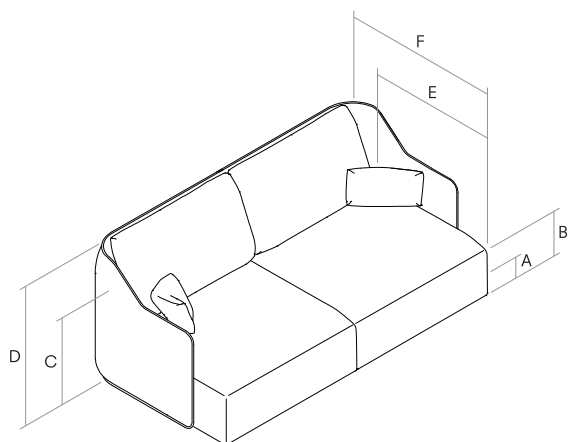
Pies en LDPE.

Dos alturas de respaldo disponibles: Estándar (82 cm) o Alto (92 cm)

## SERENE.

### GENERAL MEASUREMENTS. MESURES GÉNÉRALES. MEDIDAS GENERALES.

---



- A.** Base height. Hauteur de base. Altura de base. 5 cm - 1.97"
- B.** Seat height. Hauteur du siège. Altura de asiento. 42 cm - 16.54"
- C.** Arm height. Hauteur du bras. Altura de brazo. 56 cm - 22.05"
- D.** Backrest height. Hauteur du dossier. Altura de respaldo. 82 cm - 32.28"
- E.** Seat depth. Profondeur d'assise. Profundidad de sentada. 58 cm - 22.83"
- F.** Depth. Profondeur. Profundidad. 98 cm - 38.58"

### FINISHES. TRAITS. ACABADOS.

---

Finishes for the feet. Finitions des pieds. Acabados de las patas.

---

Low density polyethylene. Polyéthylène basse densité. Polietileno de baja densidad.

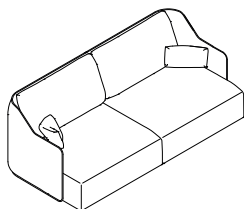
---



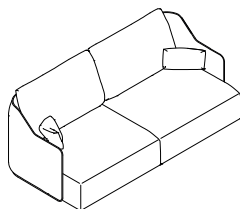
LDPE  
PEBD

### OPTIONAL BACK CUSHIONS. COUSSINS DU DOSSIER EN OPTION. COJINES DE RESPALDO OPCIONALES.

---



Standard option. Option standard. Opción estándar.  
Backrest height. Hauteur du dossier. Altura de respaldo.  
**82 cm - 32.28"**



Premium option. Option premium. Opción premium.  
Backrest height. Hauteur du dossier. Altura de respaldo.  
**92 cm - 36.22"**

## SERENE.

### FINISHES. TRAITS. ACABADOS.

Wood finishes. Finitions bois. Acabado de la madera.



**RN**  
Natural oak.  
Chêne naturel.  
Roble natural.



**NA**  
Natural american walnut.  
Noyer américain.  
Nogal americano.



**RT**  
Dark stained oak.  
Chêne teint foncée.  
Roble teñido oscuro.



**RL**  
Oak painted in black with open-pore finish.  
Chêne laqué noir à pores ouverts.  
Roble lacado negro por abierto.

Lacquered. Laqué. Lacados.



SEDA



ALOE



KHAKI



BRICK



RUBI



KOKOA

### CONFIGURATOR.

Compatibility between furniture and upholstered elements. Compatibilité entre les meubles et les éléments tapissés. Compatibilidad entre mobiliario y elementos tapizados.

	REFERENCE.	Supported references. Références compatibles. Referencias compatibles.		
	<b>SERMU149</b>	SERS170BTPSBB	SERSI165BTPSBB - SERSD165BTPSBB	SERS0160BTPS
	<b>SERMU169</b>	SERS190BTPSBB	SERSI185BTPSBB - SERSD185BTPSBB	SERS0180BTPS
	<b>SERMU189</b>	SERS210BTPSBB		
	<b>SERMU209</b>	SERS230BTPSBB		
	<b>SERMU229</b>	SERS250BTPSBB	SERSI245BTPSBB - SERSD245BTPSBB	SERS0240BTPS
	<b>SERMU162</b>	SERRI174BTPS - SERRD174BTPS	SERSRI263BTPSBB - SERSRD263BTPSBB	
	<b>SERMU172</b>	SERRI184BTPS - SERRD184BTPS	SERSRI283BTPSBB - SERSRD283BTPSBB	
	<b>SERMU83</b>	SERCLI98BTPSBB - SERCLD98BTPSBB		
	<b>SERMU93</b>	SERCLI108BTPSBB - SERCLD108BTPSBB		

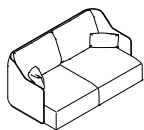
## SERENE.

### DIMENSIONS. DIMENSIONES.

---


#### SERENE. Sofa. Canapé. Sofá.

---



**SERS170BTPSBB**

170 x 98 H82  
66.93" x 38.58" H32.28"




**SERS190BTPSBB**

190 x 98 H82  
74.80" x 38.58" H32.28"



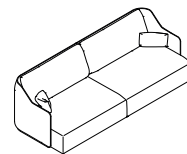
**SERS210BTPSBB**

210 x 98 H82  
82.68" x 38.58" H32.28"



**SERS230BTPSBB**

230 x 98 H82  
90.55" x 38.58" H32.28"



**SERS250BTPSBB**

250 x 98 H82  
98.43" x 38.58" H32.28"

SERENE. Furniture for sofas, sofas with 1 arm, and without arms. Meubles pour canapés, canapés avec 1 accoudoir et sans accoudoirs. Muebles para sofás, para sofás con 1 brazo y para sofás sin brazos.

---



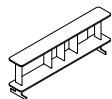
**SERMU149**

149 x 25 H61  
63.78" x 9.84" H24.02"



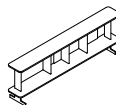
**SERMU169**

169 x 25 H61  
66.54" x 9.84" H24.02"



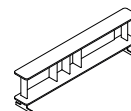
**SERMU189**

189 x 25 H61  
74.41" x 9.84" H24.02"



**SERMU209**

209 x 25 H61  
82.28" x 9.84" H24.02"



**SERMU229**

229 x 25 H61  
90.16" x 9.84" H24.02"

SERENE.

DIMENSIONS. DIMENSIONES.

---

SERENE. Furniture for chaise longue. Meubles pour chaise longue. Muebles para chaise longue.

---



**SERMU83**

83 x 25 H61  
32.68"x 9.84" H24.02"



**SERMU93**

93 x 25 H61  
36.61"x 9.84" H24.02"

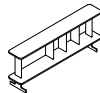
SERENE. Furniture for corner and sofa corner. Meubles pour angle et canapé angle. Muebles para rincón y sofá rincón.

---



**SERMU162**

162 x 25 H61  
63.78"x 9.84" H24.02"



**SERMU172**

172 x 25 H61  
67.72"x 9.84" H24.02"

## SERENE.

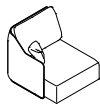
DIMENSIONS. DIMENSIONES.

SEAT CUSHION 80 CM. COUSSIN DE L'ASSISE DE 80 CM. COJÍN DE ASIENTO DE 80 CM.

---

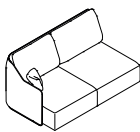
SERENE. Sofas with 1 arm. Canapés avec 1 accoudoir. Sofás con 1 brazo.

---



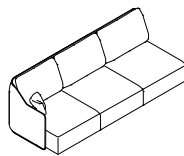
### SERSI85BTSPBB

85 x 98 H82  
33.46" x 38.58" H32.28"  
IZQ.



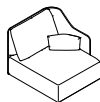
### SERSI165BTSPBB

165 x 98 H82  
64.96" x 38.58" H32.28"  
IZQ.



### SERSI245BTSPBB

245 x 98 H82  
96.46" x 38.58" H32.28"  
IZQ.



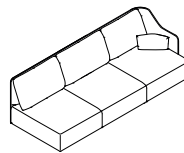
### SERSD85BTSPBB

85 x 98 H82  
33.46" x 38.58" H32.28"  
DER.



### SERSD165BTSPBB

165 x 98 H82  
64.96" x 38.58" H32.28"  
DER.

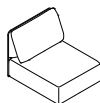


### SERSD245BTSPBB

245 x 98 H82  
96.46" x 38.58" H32.28"  
DER.

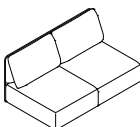
SERENE. Sofas without arms. Canapés sans accoudoirs. Sofás sin brazos.

---



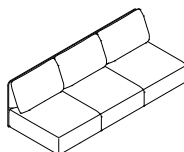
### SERS080BTSPS

80 x 98 H82  
31.50" x 38.58" H32.28"



### SERS0160BTSPS

160 x 98 H82  
62.99" x 38.58" H32.28"



### SERS0240BTSPS

240 x 98 H82  
94.49" x 38.58" H32.28"

## SERENE.


DIMENSIONS. DIMENSIONES.

SEAT CUSHION 80 CM. COUSSIN DE L'ASSISE DE 80 CM. COJÍN DE ASIENTO DE 80 CM.

---

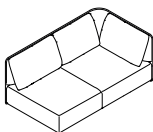
SERENE. Corner and sofa corner. Angle et canapé angle. Rincón y sofá rincón.

---



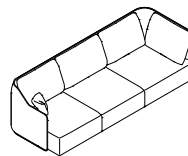
**SERRI174BTPS**

174 x 98 H82  
68.50" x 38.58" H32.28"  
IZQ.




**SERRD174BTPS**

174 x 98 H82  
68.50" x 38.58" H32.28"  
DER.



**SERSRI263BTPSBB**

263 x 98 H82  
103.54" x 38.58" H32.28"  
IZQ.



**SERSRD263BTPSBB**

263 x 98 H82  
103.54" x 38.58" H32.28"  
DER.

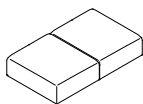
SERENE. Ottomans. Poufs. Ottomans.

---



**SERP80BTPS**

80 x 94 H42  
31.50" x 37.01" H16.54"

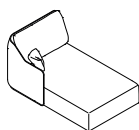


**SERP160BTPS**

160 x 94 H42  
62.99" x 37.01" H16.54"

SERENE. Chaise longues.

---



**SERCLI98BTPSBB**

98 x 160 H82  
38.58" x 62.99" H32.28"  
IZQ.



**SERCLD98BTPSBB**

98 x 160 H82  
38.58" x 62.99" H32.28"  
DER.

## SERENE.

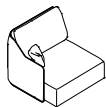
DIMENSIONS. DIMENSIONES.

SEAT CUSHION 90 CM. COUSSIN DE L'ASSISE DE 90 CM. COJÍN DE ASIENTO DE 90 CM.

---


SERENE. Sofas with 1 arm. Canapés avec 1 accoudoir. Sofás con 1 brazo.

---



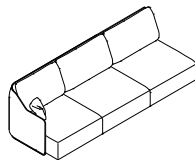
### SERSI95BTSPBB

95 x 98 H82  
37.40" x 38.58" H32.28"  
IZQ.



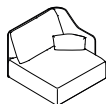
### SERSI185BTSPBB

185 x 98 H82  
72.83" x 38.58" H32.28"  
IZQ.



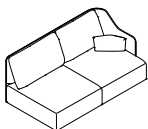
### SERSI275BTSPBB

275 x 98 H82  
108.27" x 38.58" H32.28"  
IZQ.



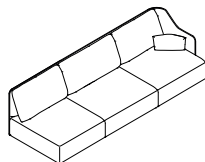
### SERSD95BTSPBB

95 x 98 H82  
37.40" x 38.58" H32.28"  
DER.



### SERSD185BTSPBB

185 x 98 H82  
72.83" x 38.58" H32.28"  
DER.

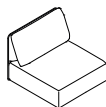


### SERSD275BTSPBB

275 x 98 H82  
108.27" x 38.58" H32.28"  
DER.

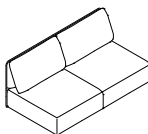
SERENE. Sofas without arms. Canapés sans accoudoirs. Sofás sin brazo.

---



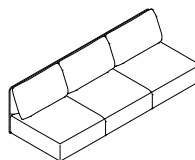
### SERS090BTSP

90 x 98 H82  
35.43" x 38.58" H32.28"



### SERS0180BTSP

180 x 98 H82  
70.87" x 38.58" H32.28"



### SERS0270BTSP

270 x 98 H82  
106.30" x 38.58" H32.28"



## SERENE.


DIMENSIONS. DIMENSIONES.

SEAT CUSHION 90 CM. COUSSIN DE L'ASSISE DE 90 CM. COJÍN DE ASIENTO DE 90 CM.

---

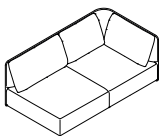
SERENE. Corner and sofa corner. Angle et canapé angle. Rincón y sofá rincón.

---



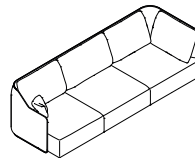
**SERRI184BTPS**

184 x 98 H82  
72.44"x 38.58" H32.28"  
IZQ.



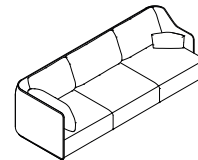
**SERRD184BTPS**

184 x 98 H82  
72.44"x 38.58" H32.28"  
DER.



**SERSRI283BTPSBB**

283 x 98 H82  
111.42"x 38.58" H32.28"  
IZQ.

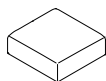


**SERSRD283BTPSBB**

283 x 98 H82  
111.42"x 38.58" H32.28"  
DER.

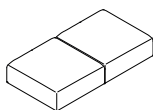
SERENE. Ottomans. Poufs. Ottomans.

---



**SERP90BTPS**

90 x 94 H42  
35.43"x 37.01" H16.54"



**SERP180BTPS**

180 x 94 H42  
70.87"x 37.01" H16.54"

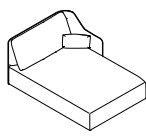
SERENE. Chaise longues.

---



**SERCLI108BTPSBB**

108 x 160 H82  
42.52"x 62.99" H32.28"  
IZQ.



**SERCLD108BTPSBB**

108 x 160 H82  
42.52"x 62.99" H32.28"  
DER.