

SERENE.

SOFA. CANAPÉ. SOFÁ.



Designer
Mario Ruiz

STYLE. ESTILO.
Singular

VERSION. VERSIÓN.
Upholstered base. Base tapissée. Base tapizada.

VARIANTS. VARIANTES.
Deluxe depth. Profondeur deluxe. Profundidad deluxe. (108 cm - 42.52 in)
Low arm. Accoudoir bas. Brazo bajo.

FEATURES. TRAITS. CARACTERÍSTICAS.

The high backrest costs an extra 47 euros per unit. Le dossier haut coûte 47 euros de plus par unité. El respaldo alto tiene un coste extra de 47 euros por unidad.

Removable upholstery in back and auxiliary cushions.

Wooden frame covered with flexible cold shaped polyurethane foam and polyester fibre.

Suspension consisting of fibreglass reinforced plastic slats.

Seats in different polyurethane foam densities, with surface padding in fibre. Back cushions stuffed with polyester fibre and washed, sterilised down. Auxiliary cushions stuffed with polyester fibre and washed, sterilised down.

LDPE bases.

Two back cushions heights available: Standard (82 cm - 32.28 in) or High (92 cm - 36.22)

Tapiserie déhoussable sur les coussins du dossier et coussins auxiliaires.

Cadre en bois recouvert de mousse de polyuréthane souple à froid et de fibre de polyester.

Suspension au moyen de lattes renforcées avec de la fibre de verre.

Assise réalisé dans différentes densités de mousse polyuréthane, matelassé en surface avec du fibre. Coussins du dossier garnis de fibre de polyester et plumes lavées et stérilisées. Coussins auxiliaires garnis de fibre de polyester et plumes lavées et stérilisées.

Pieds en PEBD.

Deux hauteurs de coussin pour les dossiers disponibles : Standard (82 cm) ou Haut (92 cm)

Tapicería desenfundable en cojines de respaldo y cojines auxiliares.

Bastidor de madera recubierto de espuma de poliuretano flexible en frío y fibra de poliéster.

Suspensión mediante lamas de plástico reforzadas con fibra de vidrio.

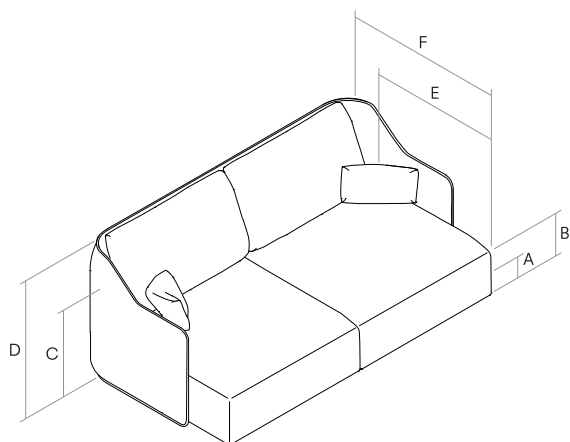
Asientos realizados en distintas densidades de espuma de poliuretano, acolchados en la superficie con fibra. Cojines de respaldo rellenos de fibra de poliéster y pluma lavada y esterilizada. Cojines auxiliares rellenos de fibra de poliéster y pluma lavada y esterilizada.

Pies en LDPE.

Dos alturas de respaldo disponibles: Estándar (82 cm) o Alto (92 cm)

SERENE.

GENERAL MEASUREMENTS. MESURES GÉNÉRALES. MEDIDAS GENERALES.



- A.** Base height. Hauteur de base. Altura de base. 5 cm - 1.97"
- B.** Seat height. Hauteur du siège. Altura de asiento. 42 cm - 16.54"
- C.** Arm height. Hauteur du bras. Altura de brazo. 56 cm - 22.05"
- D.** Backrest height. Hauteur du dossier. Altura de respaldo. 82 cm - 32.28"
- E.** Seat depth. Profondeur d'assise. Profundidad de sentada. 68 cm - 26.77"
- F.** Depth. Profondeur. Profundidad. 108 cm - 42.52"

FINISHES. TRAITS. ACABADOS.

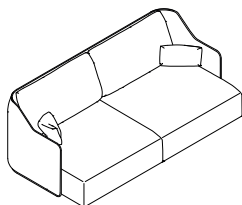
Finishes for the feet. Finitions des pieds. Acabados de las patas.

Low density polyethylene. Polyéthylène basse densité. Polietileno de baja densidad.

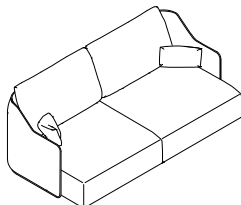


LDPE
PEBD

OPTIONAL BACK CUSHIONS. COUSSINS DU DOSSIER EN OPTION. COJINES DE RESPALDO OPCIONALES.



Standard option. Option standard. Opción estándar.
Backrest height. Hauteur du dossier. Altura de respaldo.
82 cm - 32.28"



Premium option. Option premium. Opción premium.
Backrest height. Hauteur du dossier. Altura de respaldo.
92 cm - 36.22"

SERENE.

FINISHES. TRAITS. ACABADOS.

Wood finishes. Finitions bois. Acabado de la madera.



RN
Natural oak.
Chêne naturel.
Roble natural.



NA
Natural american walnut.
Noyer américain.
Nogal americano.



RT
Dark stained oak.
Chêne teint foncée.
Roble teñido oscuro.



RL
Oak painted in black with open-pore finish.
Chêne laqué noir à pores ouverts.
Roble lacado negro por abierto.

Lacquered. Laqué. Lacados.



SEDA



ALOE



KHAKI



BRICK












RUBI



KOKOA

CONFIGURATOR.

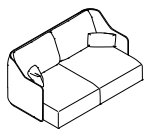
Compatibility between furniture and upholstered elements. Compatibilité entre les meubles et les éléments tapissés. Compatibilidad entre mobiliario y elementos tapizados.

	REFERENCE.	Supported references. Références compatibles. Referencias compatibles.		
	SERMU149	SERS170BTPDBB	SERSI165BTPDBB - SERSD165BTPDBB	SERS0160BTPD
	SERMU169	SERS190BTPDBB	SERSI185BTPDBB - SERSD185BTPDBB	SERS0180BTPD
	SERMU189	SERS210BTPDBB		
	SERMU209	SERS230BTPDBB		
	SERMU229	SERS250BTPDBB	SERSI245BTPDBB - SERSD245BTPDBB	SERS0240BTPD
	SERMU162	SERRI174BTPD - SERRD174BTPD	SERSRI263BTPDBB - SERSRD263BTPDBB	
	SERMU172	SERRI184BTPD - SERRD184BTPD	SERSRI283BTPDBB - SERSRD283BTPDBB	
	SERMU83	SERCLI98BTPDBB - SERCLD98BTPDBB		
	SERMU93	SERCLI108BTPDBB - SERCLD108BTPDBB		

SERENE.

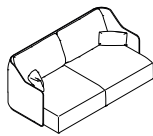
DIMENSIONS. DIMENSIONES.

SERENE. Sofa. Canapé. Sofá.



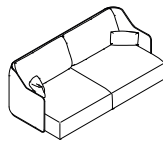
SERS170BTPDDB

170 x 108 H82
66.93" x 42.52" H32.28"



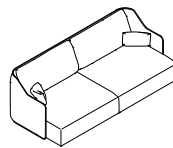
SERS190BTPDDB

190 x 108 H82
74.80" x 42.52" H32.28"



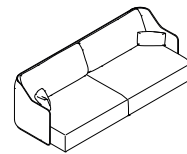
SERS210BTPDDB

210 x 108 H82
82.68" x 42.52" H32.28"



SERS230BTPDDB

230 x 108 H82
90.55" x 42.52" H32.28"



SERS250BTPDDB

250 x 108 H82
98.43" x 42.52" H32.28"

SERENE. Furniture for sofas, sofas with 1 arm, and without arms. Meubles pour canapés, canapés avec 1 accoudoir et sans accoudoirs. Muebles para sofás, para sofás con 1 brazo y para sofás sin brazos.



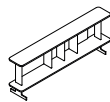
SERMU149

149 x 25 H61
63.78" x 9.84" H24.02"



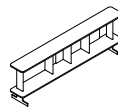
SERMU169

169 x 25 H61
66.54" x 9.84" H24.02"



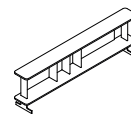
SERMU189

189 x 25 H61
74.41" x 9.84" H24.02"



SERMU209

209 x 25 H61
82.28" x 9.84" H24.02"



SERMU229

229 x 25 H61
90.16" x 9.84" H24.02"

SERENE.

DIMENSIONS. DIMENSIONES.

SERENE. Furniture for chaise longue. Meubles pour chaise longue. Muebles para chaise longue.



SERMU83

83 x 25 H61
32.68"x 9.84" H24.02"



SERMU93

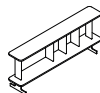
93 x 25 H61
36.61"x 9.84" H24.02"

SERENE. Furniture for corner and sofa corner. Meubles pour angle et canapé angle. Muebles para rincón y sofá rincón.



SERMU162

162 x 25 H61
63.78"x 9.84" H24.02"



SERMU172

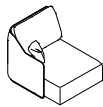
172 x 25 H61
67.72"x 9.84" H24.02"

SERENE.

DIMENSIONS. DIMENSIONES.

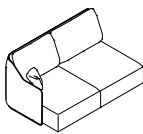
SEAT CUSHION 80 CM. COUSSIN DE L'ASSISE DE 80 CM. COJÍN DE ASIENTO DE 80 CM.

SERENE. Sofas with 1 arm. Canapés avec 1 accoudoir. Sofás con 1 brazo.



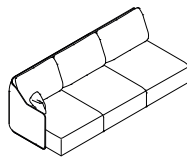
SERSI85BTPDBB

85 x 108 H82
33.46" x 42.52" H32.28"
IZQ.



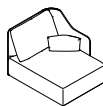
SERSI165BTPDBB

165 x 108 H82
64.96" x 42.52" H32.28"
IZQ.



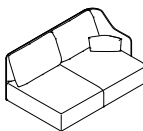
SERSI245BTPDBB

245 x 108 H82
96.46" x 42.52" H32.28"
IZQ.



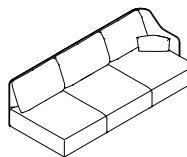
SERSD85BTPDBB

85 x 108 H82
33.46" x 42.52" H32.28"
DER.



SERSD165BTPDBB

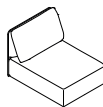
165 x 108 H82
64.96" x 42.52" H32.28"
DER.



SERSD245BTPDBB

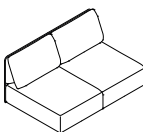
245 x 108 H82
96.46" x 42.52" H32.28"
DER.

SERENE. Sofas without arms. Canapés sans accoudoirs. Sofás sin brazos.



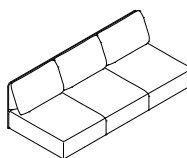
SERS080BTPD

80 x 108 H82
31.50" x 42.52" H32.28"



SERS0160BTPD

160 x 108 H82
62.99" x 42.52" H32.28"



SERS0240BTPD


240 x 108 H82
94.49" x 42.52" H32.28"

SERENE.

DIMENSIONS. DIMENSIONES.

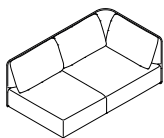
SEAT CUSHION 80 CM. COUSSIN DE L'ASSISE DE 80 CM. COJÍN DE ASIENTO DE 80 CM.

SERENE. Corner and sofa corner. Angle et canapé angle. Rincón y sofá rincón.



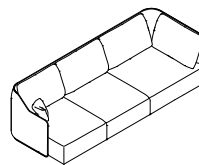
SERRI184BTPD

184 x 108 H82
72.44"x 42.52" H32.28"
IZQ.




SERRD184BTPD

184 x 108 H82
72.44"x 42.52" H32.28"
DER.



SERSRI273BTPDBB

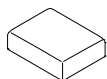
273 x 108 H82
107.48"x 42.52" H32.28"
IZQ.



SERSRD273BTPDBB

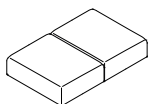
273 x 108 H82
107.48"x 42.52" H32.28"
DER.

SERENE. Ottomans. Poufs. Ottomans.



SERP80BTPD

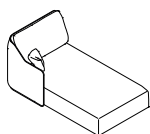
80 x 104 H42
31.50"x 40.94" H16.54"



SERP160BTPD

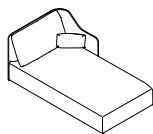
160 x 104 H42
62.99"x 40.94" H16.54"

SERENE. Chaise longues.



SERCLI98BTPDBB

98 x 170 H82
38.58"x 66.93" H32.28"
IZQ.



SERCLD98BTPDBB

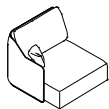
98 x 170 H82
38.58"x 66.93" H32.28"
DER.

SERENE.

DIMENSIONS. DIMENSIONES.


SEAT CUSHION 90 CM. COUSSIN DE L'ASSISE DE 90 CM. COJÍN DE ASIENTO DE 90 CM.

SERENE. Sofas with 1 arm. Canapés avec 1 accoudoir. Sofás con 1 brazo.



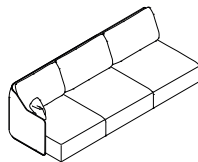
SERSI95BTPDBB

95 x 108 H82
37.40" x 42.52" H32.28"
IZQ.



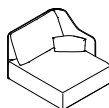
SERSI185BTPDBB

185 x 108 H82
72.83" x 42.52" H32.28"
IZQ.



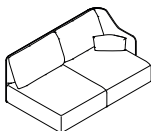
SERSI275BTPDBB

275 x 108 H82
108.27" x 42.52" H32.28"
IZQ.



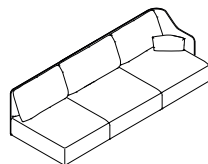
SERSD95BTPDBB

95 x 108 H82
37.40" x 42.52" H32.28"
DER.



SERSD185BTPDBB

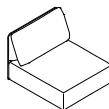
185 x 108 H82
72.83" x 42.52" H32.28"
DER.



SERSD275BTPDBB

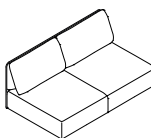
275 x 108 H82
108.27" x 42.52" H32.28"
DER.

SERENE. Sofas without arms. Canapés sans accoudoirs. Sofás sin brazo.



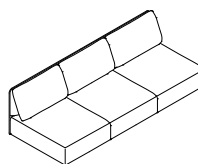
SERS090BTPD

90 x 108 H82
35.43" x 42.52" H32.28"



SERS0180BTPD

180 x 108 H82
70.87" x 42.52" H32.28"



SERS0270BTPD

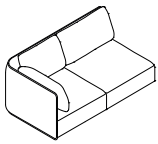
270 x 108 H82
106.30" x 42.52" H32.28"

SERENE.

DIMENSIONS. DIMENSIONES.

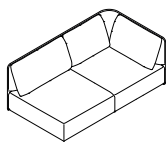
SEAT CUSHION 90 CM. COUSSIN DE L'ASSISE DE 90 CM. COJÍN DE ASIENTO DE 90 CM.

SERENE. Corner and sofa corner. Angle et canapé angle. Rincón y sofá rincón.



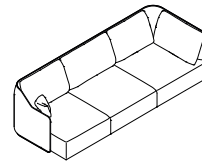
SERRI194BTPD

194 x 108 H82
76.38"x 42.52" H32.28"
IZQ.



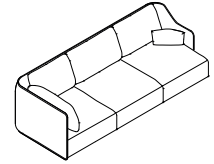
SERRD194BTPD

194 x 108 H82
76.38"x 42.52" H32.28"
DER.



SERSRI293BTPDBB

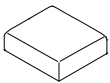
293 x 108 H82
115.35"x 42.52" H32.28"
IZQ.



SERSRD293BTPDBB

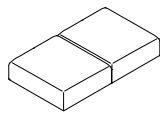
293 x 108 H82
115.35"x 42.52" H32.28"
DER.

SERENE. Ottomans. Poufs. Ottomans.



SERP90BTPD

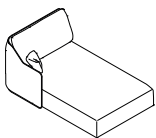
90 x 104 H42
35.43"x 40.94" H16.54"



SERP180BTPD

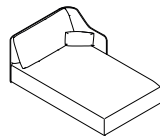
180 x 104 H42
70.87"x 40.94" H16.54"

SERENE. Chaise longues.



SERCLI108BTPDBB

108 x 170 H82
42.52"x 32.28" H32.28"
IZQ.



SERCLD108BTPDBB

108 x 170 H82
42.52"x 32.28" H32.28"
DER.