

SERENE.

SOFA. CANAPÉ. SOFÁ.



Designer
Mario Ruiz

STYLE. ESTILO.
Singular

VERSION. VERSIÓN.
Suspended base. Base suspendue. Base suspendida.

VARIANTS. VARIANTES.
Standard depth. Profondeur standard. Profundidad estándar. (98 cm - 38.58 in)
High arm. Accoudoir haut. Brazo alto.

FEATURES. TRAITS. CARACTERÍSTICAS.

The high backrest costs an extra 47 euros per unit. Le dossier haut coûte 47 euros de plus par unité. El respaldo alto tiene un coste extra de 47 euros por unidad.

Removable upholstery in seat, back and auxiliary cushions.

Wooden frame covered with flexible cold shaped polyurethane foam and polyester fibre.

Suspension consisting of fibreglass reinforced plastic slats.

Seat cushions in different polyurethane foam densities, with surface padding in fibre. Back cushions stuffed with polyester fibre and washed, sterilised down. Auxiliary cushions stuffed with polyester fibre and washed, sterilised down.

Metal bases coated in polyester powder paint with a manganese topcoat and LDPE stops.

Two back cushions heights available: Standard (82 cm - 32.28 in) or High (92 cm - 36.22)

Tapiserie déhoussable sur les coussins de l'assise, coussins du dossier et coussins auxiliaires.

Cadre en bois recouvert de mousse de polyuréthane souple à froid et de fibre de polyester.

Suspension au moyen de lattes renforcées avec de la fibre de verre.

Coussins de l'assise réalisés dans différentes densités de mousse polyuréthane, matelassés en surface avec du fibre. Coussins du dossier garnis de fibre de polyester et plumes lavées et stérilisées. Coussins auxiliaires garnis de fibre de polyester et plumes lavées et stérilisées.

Bases métalliques recouverts en peinture polyester en poudre finition manganèse avec butées en PEBD.

Deux hauteurs de coussin pour les dossiers disponibles : Standard (82 cm) ou Haut (92 cm)

Tapicería desenfundable en cojines de asiento, cojines de respaldo y cojines auxiliares.

Bastidor de madera recubierto de espuma de poliuretano flexible en frío y fibra de poliéster.

Suspensión mediante lamas de plástico reforzadas con fibra de vidrio.

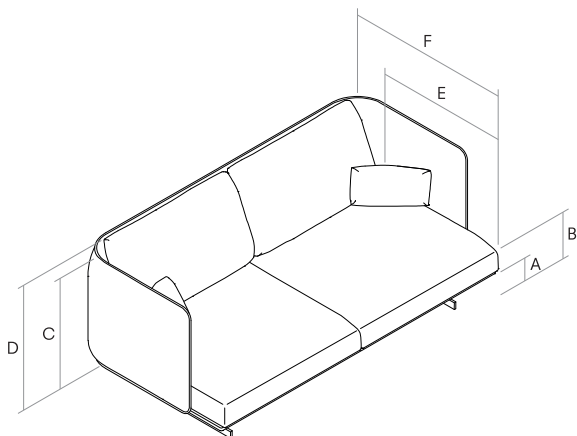
Cojines de asiento realizados en distintas densidades de espuma de poliuretano, acolchado en la superficie con fibra. Cojines de respaldo rellenos de fibra de poliéster y pluma lavada y esterilizada. Cojines auxiliares rellenos de fibra de poliéster y pluma lavada y esterilizada.

Bases metálicas recubiertas en pintura poliéster en polvo acabado manganeso con topes de LDPE.

Dos alturas de respaldo disponibles: Estándar (82 cm) o Alto (92 cm)

SERENE.

GENERAL MEASUREMENTS. MESURES GÉNÉRALES. MEDIDAS GENERALES.



- A.** Base height. Hauteur de base. Altura de base. 13 cm - 5.12"
- B.** Seat height. Hauteur du siège. Altura de asiento. 42 cm - 16.54"
- C.** Arm height. Hauteur du bras. Altura de brazo. 77 cm - 30.31"
- D.** Backrest height. Hauteur du dossier. Altura de respaldo. 82 cm - 32.28"
- E.** Seat depth. Profondeur d'assise. Profundidad de sentada. 58 cm - 22.83"
- F.** Depth. Profondeur. Profundidad. 98 cm - 38.58"

FINISHES. TRAITS. ACABADOS.

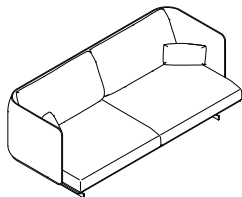
Finishes for the metal bases. Finitions des pieds métalliques. Acabados de las patas metálicas.

Polyester powder paint. Peinture polyester en poudre. Pintura poliéster en polvo.

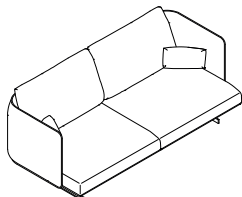


Manganese metal.
Métal manganèse.
Metal manganeso.

OPTIONAL BACK CUSHIONS. COUSSINS DU DOSSIER EN OPTION. COJINES DE RESPALDO OPCIONALES.



Standard option. Option standard. Opción estándar.
Backrest height. Hauteur du dossier. Altura de respaldo.
82 cm - 32.28"



Premium option. Option premium. Opción premium.
Backrest height. Hauteur du dossier. Altura de respaldo.
92 cm - 36.22"

SERENE.

FINISHES. TRAITS. ACABADOS.

Wood finishes. Finitions bois. Acabado de la madera.



RN
Natural oak.
Chêne naturel.
Roble natural.



NA
Natural american walnut.
Noyer américain.
Nogal americano.



RT
Dark stained oak.
Chêne teint foncée.
Roble teñido oscuro.



RL
Oak painted in black with open-pore finish.
Chêne laqué noir à pores ouverts.
Roble lacado negro por abierto.

Lacquered. Laqué. Lacados.



SEDA



ALOE



KHAKI



BRICK












RUBI



KOKOA

CONFIGURATOR.

Compatibility between furniture and upholstered elements. Compatibilité entre les meubles et les éléments tapissés. Compatibilidad entre mobiliario y elementos tapizados.

	REFERENCE	Supported references. Références compatibles. Referencias compatibles.		
	SERMU149	SERS170BSPSBA	SERSI165BSPSBA - SERSD165BSPSBA	SERS0160BSPS
	SERMU169	SERS190BSPSBA	SERSI185BSPSBA - SERSD185BSPSBA	SERS0180BSPS
	SERMU189	SERS210BSPSBA		
	SERMU209	SERS230BSPSBA		
	SERMU229	SERS250BSPSBA	SERSI245BSPSBA - SERSD245BSPSBA	SERS0240BSPS
	SERMU162	SERRI174BSPS - SERRD174BSPS	SERSRI263BSPSBA - SERSRD263BSPSBA	
	SERMU172	SERRI184BSPS - SERRD184BSPS	SERSRI283BSPSBA - SERSRD283BSPSBA	
	SERMU83	SERCLI98BSPSBA - SERCLD98BSPSBA		
	SERMU93	SERCLI108BSPSBA - SERCLD108BSPSBA		

SERENE.

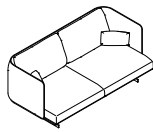
DIMENSIONS. DIMENSIONES.

SERENE. Sofa. Canapé. Sofá.



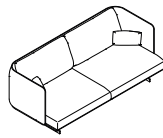
SERS170BSPSBA

170 x 98 H82
66.93" x 38.58" H32.28"



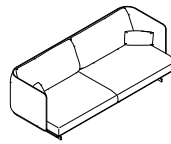
SERS190BSPSBA

190 x 98 H82
74.80" x 38.58" H32.28"



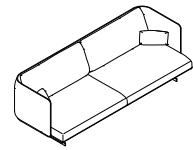
SERS210BSPSBA

210 x 98 H82
82.68" x 38.58" H32.28"



SERS230BSPSBA

230 x 98 H82
90.55" x 38.58" H32.28"



SERS250BSPSBA

250 x 98 H82
98.43" x 38.58" H32.28"

SERENE. Tables for sofas with 1 arm, without arms and corners. Tables pour canapés avec 1 accoudoir, sans accoudoirs et angles. Mesas para sofás con un brazo, sin brazos y rincones.



SERME38

38 x 92 H16
14.96" x 36.22" H6.30"



SERME94

94 x 89 H16
37.01" x 35.04" H6.30"

SERENE. Furniture for sofas, sofas with 1 arm, and without arms. Meubles pour canapés, canapés avec 1 accoudoir et sans accoudoirs. Muebles para sofás, para sofás con 1 brazo y para sofás sin brazos.



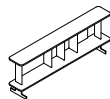
SERMU149

149 x 25 H61
63.78" x 9.84" H24.02"



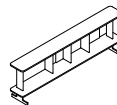
SERMU169

169 x 25 H61
66.54" x 9.84" H24.02"



SERMU189

189 x 25 H61
74.41" x 9.84" H24.02"



SERMU209

209 x 25 H61
82.28" x 9.84" H24.02"

SERENE.

DIMENSIONS. DIMENSIONES.

SERENE. Furniture for chaise longue. Meubles pour chaise longue. Muebles para chaise longue.



SERMU83

83 x 25 H61
32.68"x 9.84" H24.02"



SERMU93

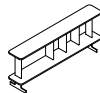
93 x 25 H61
36.61"x 9.84" H24.02"

SERENE. Furniture for corner and sofa corner. Meubles pour angle et canapé angle. Muebles para rincón y sofá rincón.



SERMU162

162 x 25 H61
63.78"x 9.84" H24.02"



SERMU172

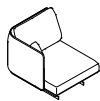
172 x 25 H61
67.72"x 9.84" H24.02"

SERENE.

DIMENSIONS. DIMENSIONES.

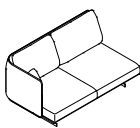
SEAT CUSHION 80 CM. COUSSIN DE L'ASSISE DE 80 CM. COJÍN DE ASIENTO DE 80 CM.

SERENE. Sofas with 1 arm. Canapés avec 1 accoudoir. Sofás con 1 brazo.



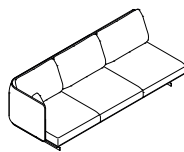
SERSI85BSPSBA

85 x 98 H82
33.46" x 38.58" H32.28"
IZQ.



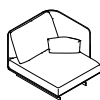
SERSI165BSPSBA

165 x 98 H82
64.96" x 38.58" H32.28"
IZQ.



SERSI245BSPSBA

245 x 98 H82
96.46" x 38.58" H32.28"
IZQ.



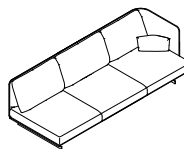
SERSD85BSPSBA

85 x 98 H82
33.46" x 38.58" H32.28"
DER.



SERSD165BSPSBA

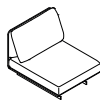
165 x 98 H82
64.96" x 38.58" H32.28"
DER.



SERSD245BSPSBA

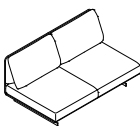
245 x 98 H82
96.46" x 38.58" H32.28"
DER.

SERENE. Sofas without arms. Canapés sans accoudoirs. Sofás sin brazos.



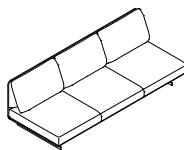
SERS080BSPS

80 x 98 H82
31.50" x 38.58" H32.28"



SERS0160BSPS

160 x 98 H82
62.99" x 38.58" H32.28"



SERS0240BSPS


240 x 98 H82
94.49" x 38.58" H32.28"

SERENE.

DIMENSIONS. DIMENSIONES.

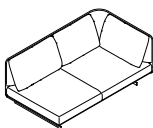
SEAT CUSHION 80 CM. COUSSIN DE L'ASSISE DE 80 CM. COJÍN DE ASIENTO DE 80 CM.

SERENE. Corner and sofa corner. Angle et canapé angle. Rincón y sofá rincón.



SERRI174BSPS

174 x 98 H82
68.50" x 38.58" H32.28"
IZQ.



SERRD174BSPS

174 x 98 H82
68.50" x 38.58" H32.28"
DER.



SERSRI263BSPSBA

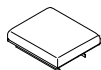
263 x 98 H82
103.54" x 38.58" H32.28"
IZQ.



SERSRD263BSPSBA

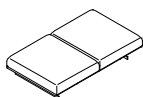
263 x 98 H82
103.54" x 38.58" H32.28"
DER.

SERENE. Ottomans. Poufs. Ottomans.



SERP80BSPS

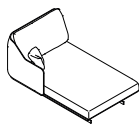
80 x 94 H42
31.50" x 37.01" H16.54"



SERP160BSPS

160 x 94 H42
62.99" x 37.01" H16.54"

SERENE. Chaise longues.



SERCLI98BSPSBA

98 x 160 H82
38.58" x 62.99" H32.28"
IZQ.



SERCLD98BSPSBA

98 x 160 H82
38.58" x 62.99" H32.28"
DER.

SERENE.

DIMENSIONS. DIMENSIONES.

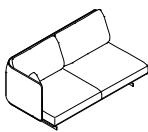
SEAT CUSHION 90 CM. COUSSIN DE L'ASSISE DE 90 CM. COJÍN DE ASIENTO DE 90 CM.

SERENE. Sofas with 1 arm. Canapés avec 1 accoudoir. Sofás con 1 brazo.



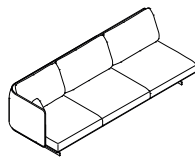
SERSI95BSPSBA

95 x 98 H82
37.40" x 38.58" H32.28"
IZQ.



SERSI185BSPSBA

185 x 98 H82
72.83" x 38.58" H32.28"
IZQ.



SERSI275BSPSBA

275 x 98 H82
108.27" x 38.58" H32.28"
IZQ.



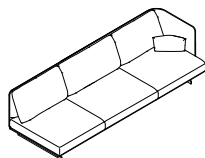
SERSD95BSPSBA

95 x 98 H82
37.40" x 38.58" H32.28"
DER.



SERSD185BSPSBA

185 x 98 H82
72.83" x 38.58" H32.28"
DER.



SERSD275BSPSBA

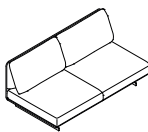
275 x 98 H82
108.27" x 38.58" H32.28"
DER.

SERENE. Sofas without arms. Canapés sans accoudoirs. Sofás sin brazo.



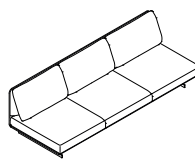
SERS090BSPS

90 x 98 H82
35.43" x 38.58" H32.28"



SERS0180BSPS

180 x 98 H82
70.87" x 38.58" H32.28"



SERS0270BSPS

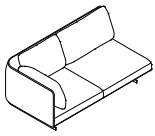
270 x 98 H82
106.30" x 38.58" H32.28"

SERENE.

DIMENSIONS. DIMENSIONES.

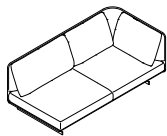
SEAT CUSHION 90 CM. COUSSIN DE L'ASSISE DE 90 CM. COJÍN DE ASIENTO DE 90 CM.

SERENE. Corner and sofa corner. Angle et canapé angle. Rincón y sofá rincón.



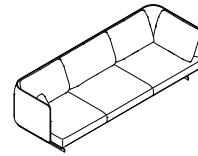
SERRI184BSPS

184 x 98 H82
72.44"x 38.58" H32.28"
IZQ.



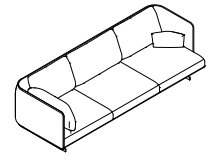
SERRD184BSPS

184 x 98 H82
72.44"x 38.58" H32.28"
DER.



SERSRI283BSPSBA

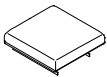
283 x 98 H82
111.42"x 38.58" H32.28"
IZQ.



SERSRD283BSPSBA

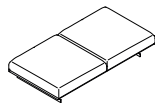
283 x 98 H82
111.42"x 38.58" H32.28"
DER.

SERENE. Ottomans. Poufs. Ottomans.



SERP90BSPS

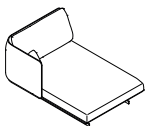
90 x 94 H42
35.43"x 37.01" H16.54"



SERP180BSPS

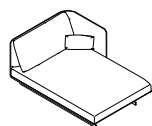
180 x 94 H42
70.87"x 37.01" H16.54"

SERENE. Chaise longues.



SERCLI108BSPSBA

108 x 160 H82
42.52"x 62.99" H32.28"
IZQ.



SERCLD108BSPSBA

108 x 160 H82
42.52"x 62.99" H32.28"
DER.