

SERENE.

SOFA. CANAPÉ. SOFÁ.



Designer
Mario Ruiz

STYLE. ESTILO.
Singular

VERSION. VERSIÓN.
Suspended base. Base suspendue. Base suspendida.

VARIANTS. VARIANTES.
Deluxe depth. Profondeur deluxe. Profundidad deluxe. (108 cm - 42.52 in)
Low arm. Accoudoir bas. Brazo bajo.

FEATURES. TRAITS. CARACTERÍSTICAS.

The high backrest costs an extra 47 euros per unit. Le dossier haut coûte 47 euros de plus par unité. El respaldo alto tiene un coste extra de 47 euros por unidad.

Removable upholstery in seat, back and auxiliary cushions.

Wooden frame covered with flexible cold shaped polyurethane foam and polyester fibre.

Suspension consisting of fibreglass reinforced plastic slats.

Seat cushions in different polyurethane foam densities, with surface padding in fibre. Back cushions stuffed with polyester fibre and washed, sterilised down. Auxiliary cushions stuffed with polyester fibre and washed, sterilised down.

Metal bases coated in polyester powder paint with a manganese topcoat and LDPE stops.

Two back cushions heights available: Standard (82 cm - 32.28 in) or High (92 cm - 36.22)

Tapissiererie déhoussable sur les coussins de l'assise, coussins du dossier et coussins auxiliaires.

Cadre en bois recouvert de mousse de polyuréthane souple à froid et de fibre de polyester.

Suspension au moyen de lattes renforcées avec de la fibre de verre.

Coussins de l'assise réalisés dans différentes densités de mousse polyuréthane, matelassés en surface avec du fibre. Coussins du dossier garnis de fibre de polyester et plumes lavées et stérilisées. Coussins auxiliaires garnis de fibre de polyester et plumes lavées et stérilisées.

Bases métalliques recouverts en peinture polyester en poudre finition manganèse avec butées en PEBD.

Deux hauteurs de coussin pour les dossiers disponibles : Standard (82 cm) ou Haut (92 cm)

Tapicería desenfundable en cojines de asiento, cojines de respaldo y cojines auxiliares.

Bastidor de madera recubierto de espuma de poliuretano flexible en frío y fibra de poliéster.

Suspensión mediante lamas de plástico reforzadas con fibra de vidrio.

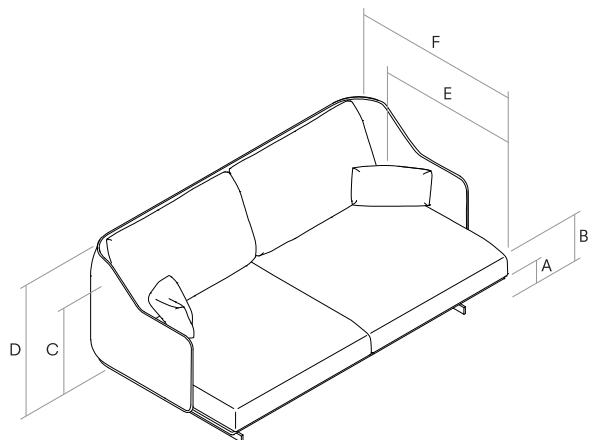
Cojines de asiento realizados en distintas densidades de espuma de poliuretano, acolchado en la superficie con fibra. Cojines de respaldo rellenos de fibra de poliéster y pluma lavada y esterilizada. Cojines auxiliares rellenos de fibra de poliéster y pluma lavada y esterilizada.

Bases metálicas recubiertas en pintura poliéster en polvo acabado manganeso con topes de LDPE.

Dos alturas de respaldo disponibles: Estándar (82 cm) o Alto (92 cm)

SERENE.

GENERAL MEASUREMENTS. MESURES GÉNÉRALES. MEDIDAS GENERALES.



- A.** Base height. Hauteur de base. Altura de base. 13 cm - 5.12"
- B.** Seat height. Hauteur du siège. Altura de asiento. 42 cm - 16.54"
- C.** Arm height. Hauteur du bras. Altura de brazo. 56 cm - 22.05"
- D.** Backrest height. Hauteur du dossier. Altura de respaldo. 82 cm - 32.28"
- E.** Seat depth. Profondeur d'assise. Profundidad de sentada. 68 cm - 26.77"
- F.** Depth. Profondeur. Profundidad. 108 cm - 42.52"

FINISHES. TRAITS. ACABADOS.

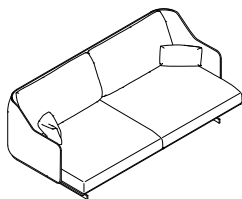
Finishes for the metal bases. Finitions des pieds métalliques. Acabados de las patas metálicas.

Polyester powder paint. Peinture polyester en poudre. Pintura poliéster en polvo.

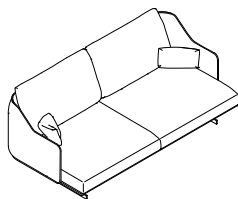


Manganese metal.
Métal manganèse.
Metal manganeso.

OPTIONAL BACK CUSHIONS. COUSSINS DU DOSSIER EN OPTION. COJINES DE RESPALDO OPCIONALES.



Standard option. Option standard. Opción estándar.
Backrest height. Hauteur du dossier. Altura de respaldo.
82 cm - 32.28"



Premium option. Option premium. Opción premium.
Backrest height. Hauteur du dossier. Altura de respaldo.
92 cm - 36.22"

SERENE.

FINISHES. TRAITS. ACABADOS.

Wood finishes. Finitions bois. Acabado de la madera.



RN
Natural oak.
Chêne naturel.
Roble natural.



NA
Natural american walnut.
Noyer américain.
Nogal americano.



RT
Dark stained oak.
Chêne teint foncée.
Roble teñido oscuro.



RL
Oak painted in black with open-pore finish.
Chêne laqué noir à pores ouverts.
Roble lacado negro por abierto.

Lacquered. Laqué. Lacados.



SEDA



ALOE



KHAKI



BRICK












RUBI



KOKOA

CONFIGURATOR.

Compatibility between furniture and upholstered elements. Compatibilité entre les meubles et les éléments tapissés. Compatibilidad entre mobiliario y elementos tapizados.

	REFERENCE.	Supported references. Références compatibles. Referencias compatibles.		
	SERMU149	SERS170BSPDBB	SERSI165BSPDBB - SERSD165BSPDBB	SERS0160BSPD
	SERMU169	SERS190BSPDBB	SERSI185BSPDBB - SERSD185BSPDBB	SERS0180BSPD
	SERMU189	SERS210BSPDBB		
	SERMU209	SERS230BSPDBB		
	SERMU229	SERS250BSPDBB	SERSI245BSPDBB - SERSD245BSPDBB	SERS0240BSPD
	SERMU162	SERRI174BSPD - SERRD174BSPD	SERSRI263BSPDBB - SERSRD263BSPDBB	
	SERMU172	SERRI184BSPD - SERRD184BSPD	SERSRI283BSPDBB - SERSRD283BSPDBB	
	SERMU83	SERCLI98BSPDBB - SERCLD98BSPDBB		
	SERMU93	SERCLI108BSPDBB - SERCLD108BSPDBB		

SERENE.

DIMENSIONS. DIMENSIONES.

SERENE. Sofa. Canapé. Sofá.

**SERS170BSPDBB**

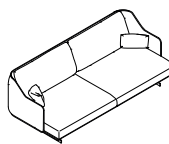
170 x 108 H82
66.93"x 42.52" H32.28"

**SERS190BSPDBB**

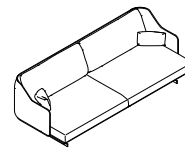
190 x 108 H82
74.80"x 42.52" H32.28"

**SERS210BSPDBB**

210 x 108 H82
82.68"x 42.52" H32.28"

**SERS230BSPDBB**

230 x 108 H82
90.55"x 42.52" H32.28"

**SERS250BSPDBB**

250 x 108 H82
98.43"x 42.52" H32.28"

SERENE. Tables for sofas with 1 arm, without arms and corners. Tables pour canapés avec 1 accoudoir, sans accoudoirs et angles. Mesas para sofás con un brazo, sin brazos y rincones.

**SERME38**

38 x 92 H16
14.96"x 36.22" H6.30"

**SERME94**

94 x 89 H16
37.01"x 35.04" H6.30"

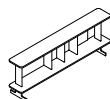
SERENE. Furniture for sofas, sofas with 1 arm, and without arms. Meubles pour canapés, canapés avec 1 accoudoir et sans accoudoirs. Muebles para sofás, para sofás con 1 brazo y para sofás sin brazos.

**SERMU149**

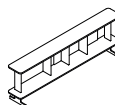
149 x 25 H61
63.78"x 9.84" H24.02"

**SERMU169**

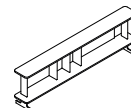
169 x 25 H61
66.54"x 9.84" H24.02"

**SERMU189**

189 x 25 H61
74.41"x 9.84" H24.02"

**SERMU209**

209 x 25 H61
82.28"x 9.84" H24.02"

**SERMU229**

229 x 25 H61
90.16"x 9.84" H24.02"

SERENE.

DIMENSIONS. DIMENSIONES.

SERENE. Furniture for chaise longue. Meubles pour chaise longue. Muebles para chaise longue.



SERMU83

83 x 25 H61
32.68"x 9.84" H24.02"



SERMU93

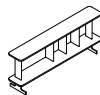
93 x 25 H61
36.61"x 9.84" H24.02"

SERENE. Furniture for corner and sofa corner. Meubles pour angle et canapé angle. Muebles para rincón y sofá rincón.



SERMU162

162 x 25 H61
63.78"x 9.84" H24.02"



SERMU172

172 x 25 H61
67.72"x 9.84" H24.02"

SERENE.

DIMENSIONS. DIMENSIONES.

SEAT CUSHION 80 CM. COUSSIN DE L'ASSISE DE 80 CM. COJÍN DE ASIENTO DE 80 CM.

SERENE. Sofas with 1 arm. Canapés avec 1 accoudoir. Sofás con 1 brazo.



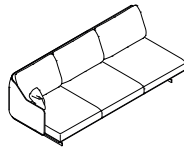
SERSI85BSPDBB

85 x 108 H82
33.46" x 42.52" H32.28"
IZQ.



SERSI165BSPDBB

165 x 108 H82
64.96" x 42.52" H32.28"
IZQ.



SERSI245BSPDBB

245 x 108 H82
96.46" x 42.52" H32.28"
IZQ.



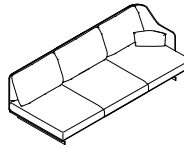
SERSD85BSPDBB

85 x 108 H82
33.46" x 42.52" H32.28"
DER.



SERSD165BSPDBB

165 x 108 H82
64.96" x 42.52" H32.28"
DER.



SERSD245BSPDBB

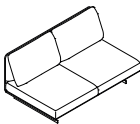
245 x 108 H82
96.46" x 42.52" H32.28"
DER.

SERENE. Sofas without arms. Canapés sans accoudoirs. Sofás sin brazos.



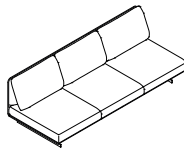
SERS080BSPD

80 x 108 H82
31.50" x 42.52" H32.28"



SERS0160BSPD

160 x 108 H82
62.99" x 42.52" H32.28"



SERS0240BSPD


240 x 108 H82
94.49" x 42.52" H32.28"

SERENE.

DIMENSIONS. DIMENSIONES.

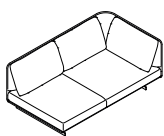
SEAT CUSHION 80 CM. COUSSIN DE L'ASSISE DE 80 CM. COJÍN DE ASIENTO DE 80 CM.

SERENE. Corner and sofa corner. Angle et canapé angle. Rincón y sofá rincón.



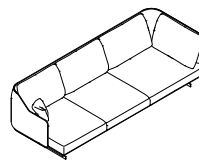
SERRI184BSPD

184 x 108 H82
72.44"x 42.52" H32.28"
IZQ.



SERRD184BSPD

184 x 108 H82
72.44"x 42.52" H32.28"
DER.



SERSRI273BSPDBB

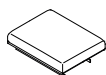
273 x 108 H82
107.48"x 42.52" H32.28"
IZQ.



SERSRD273BSPDBB

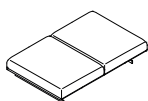
273 x 108 H82
107.48"x 42.52" H32.28"
DER.

SERENE. Ottomans. Poufs. Ottomans.



SERP80BSPD

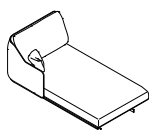
80 x 104 H42
31.50"x 40.94" H16.54"



SERP160BSPD

160 x 104 H42
62.99"x 40.94" H16.54"

SERENE. Chaise longues.



SERCLI98BSPDBB

98 x 170 H82
42.52"x 66.93" H32.28"
IZQ.



SERCLD98BSPDBB

98 x 170 H82
42.52"x 66.93" H32.28"
DER.

SERENE.

DIMENSIONS. DIMENSIONES.

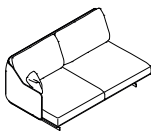
SEAT CUSHION 90 CM. COUSSIN DE L'ASSISE DE 90 CM. COJÍN DE ASIENTO DE 90 CM.

SERENE. Sofas with 1 arm. Canapés avec 1 accoudoir. Sofás con 1 brazo.



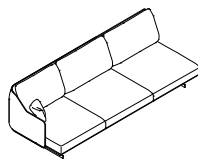
SERSI95BSPDBB

95 x 108 H82
37.40" x 42.52" H32.28"
IZQ.



SERSI185BSPDBB

185 x 108 H82
72.83" x 42.52" H32.28"
IZQ.



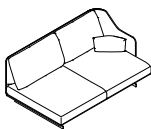
SERSI275BSPDBB

275 x 108 H82
108.27" x 42.52" H32.28"
IZQ.



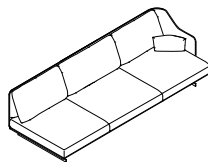
SERSD95BSPDBB

95 x 108 H82
37.40" x 42.52" H32.28"
DER.



SERSD185BSPDBB

185 x 108 H82
72.83" x 42.52" H32.28"
DER.



SERSD275BSPDBB

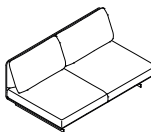
275 x 108 H82
108.27" x 42.52" H32.28"
DER.

SERENE. Sofas without arms. Canapés sans accoudoirs. Sofás sin brazos.



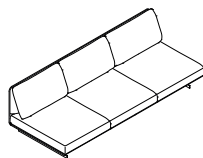
SERS090BSPD

90 x 108 H82
35.43" x 42.52" H32.28"



SERS0180BSPD

180 x 108 H82
70.87" x 42.52" H32.28"



SERS0270BSPD

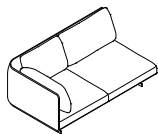
270 x 108 H82
106.30" x 42.52" H32.28"

SERENE.

DIMENSIONS. DIMENSIONES.

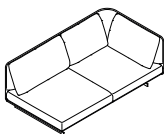
SEAT CUSHION 90 CM. COUSSIN DE L'ASSISE DE 90 CM. COJÍN DE ASIENTO DE 90 CM.

SERENE. Corner and sofa corner. Angle et canapé angle. Rincón y sofá rincón.



SERRI194BSPD

194 x 108 H82
76.38"x 42.52" H32.28"
IZQ.



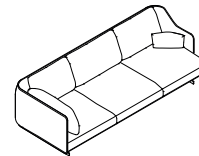
SERRD194BSPD

194 x 108 H82
76.38"x 42.52" H32.28"
DER.



SERSRI293BSPDBB

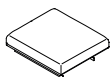
293 x 108 H82
115.35"x 42.52" H32.28"
IZQ.



SERSRD293BSPDBB

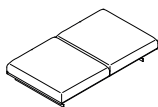
293 x 108 H82
115.35"x 42.52" H32.28"
DER.

SERENE. Ottomans. Poufs. Ottomans.



SERP90BSPD

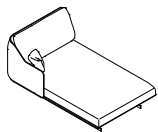
90 x 104 H42
35.43"x 40.94" H16.54"



SERP180BSPD

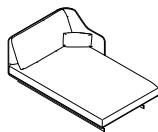
180 x 104 H42
70.87"x 40.94" H16.54"

SERENE. Chaise longues.



SERCLI108BSPDBB

108 x 170 H82
42.52"x 32.28" H32.28"
IZQ.



SERCLD108BSPDBB

108 x 170 H82
42.52"x 32.28" H32.28"
DER.