

VENICE.

BED. LIT. CAMA.

Elevated bed frame. Cadre de lit haut. Base suspendida.



Designer
Mario Ruiz

STYLE. ESTILO.
New Classic

VERSION. VERSIÓN.
Elevated bed frame. Cadre de lit haut. Base suspendida.

FEATURES. TRAITS. CARACTERÍSTICAS.



Base

Bed with removable upholstery on headboard and frame. The leather upholstery option is non-removable.

Structure made of wood covered in flexible cold shaped polyurethane foam and polyester fiber.

Slatted base and frame made of plywood.

Cylindrical bases with a 6 cm diameter made of oak wood or metal lacquered in manganese color polyester powder coat paint. LDPE and felt stops.

Lit avec tapisseries tête de lit et cadre de lit déhoussables. L'option tapisserie en cuir n'est pas déhoussable.

Structure fabriquée en bois et recouverte de mousse de polyuréthane souple à froid et de fibre de polyester.

Sommier à lattes et cadre fabriqués en contreplaqué.

Pieds cylindriques de 6 cm de diamètre fabriqués en bois de chêne ou acier laqué, recouverts de peinture polyester en poudre et finition manganèse. Patins en PEBD et feutre.

Cama con tapicería de cabecero y bastidor desenfundable. La opción de tapizado en piel no es desenfundable.

Estructura fabricada en madera recubierta de espuma de poliuretano flexible en frío y fibra de poliéster.

Somier de lamas y bastidor fabricados en madera contrachapada.

Bases cilíndricas de 6 cm de diámetro fabricadas en madera de roble o metal lacado en pintura de poliéster en polvo color manganeso. Protectores de LDPE y fieltro.

VENICE. Elevated bed frame. Cadre de lit haut. Base suspendida.

BASES.



LEG6X6W

Solid walnut. Noyer massif. Nogal macizo.
6 x 6 H21.5
2.36"x 2.36" H8.46"



LEG6X6O

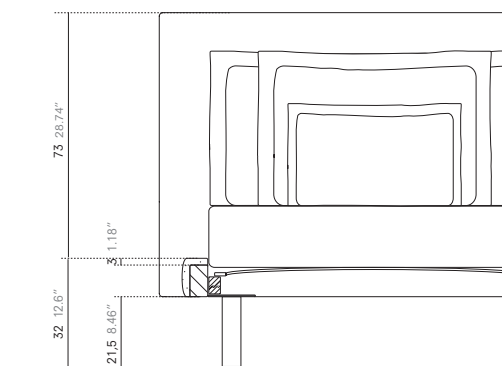
Solid oak. Chêne massif. Roble macizo.
6 x 6 H21.5
2.36"x 2.36" H8.46"



LEG6X6M

Metal. Métal. Metal.
6 x 6 H21.5
2.36"x 2.36" H8.46"

GENERAL MEASUREMENTS. MESURES GÉNÉRALES. MEDIDAS GENERALES.



FINISHES. TRAITS. ACABADOS.



Base



American walnut.
Noyer américain.
Nogal americano.



Natural oak.
Chêne naturel.
Roble natural.

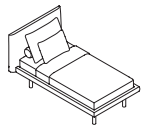


Manganese metal.
Métal manganèse.
Metal manganeso.

VENICE. Extended bed frame. Cadre de lit ras du sol. Base a suelo.

DIMENSIONS. DIMENSIONES.

*Beds available for 190 cm mattress. Lits disponibles pour matelas de 190 cm. Camas disponibles para colchón de 190 cm.



VENB105200BS

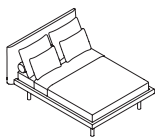
Bed. Lit. Cama.

135 x 223 H105

53.15" x 88.19" H41.34"

Mattress. Matelas. Colchón.

105 x 200 41.34" x 78.74"



VENB150200BS

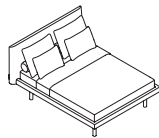
Bed. Lit. Cama.

180 x 223 H105

70.87" x 88.19" H41.34"

Mattress. Matelas. Colchón.

150 x 200 59.06" x 78.74"



VENB160200BS

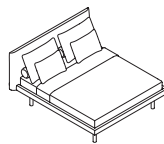
Bed. Lit. Cama.

190 x 223 H105

74.80" x 88.19" H41.34"

Mattress. Matelas. Colchón.

160 x 200 62.99" x 78.74"



VENB180200BS

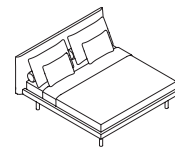
Bed. Lit. Cama.

210 x 223 H105

82.68" x 88.19" H41.34"

Mattress. Matelas. Colchón.

180 x 200 70.87" x 78.74"



VENB200200BS

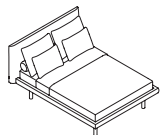
Bed. Lit. Cama.

230 x 223 H105

90.55" x 88.19" H41.34"

Mattress. Matelas. Colchón.

200 x 200 78.74" x 78.74"



VENB153203BS

Queen Size (AU | US)

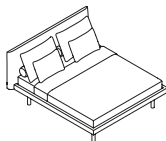
Bed. Lit. Cama.

183 x 226 H105

72.05" x 88.98" H41.34"

Mattress. Matelas. Colchón.

153 x 203 60.24" x 79.92"



VENB183203BS

King Size (AU)

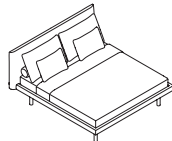
Bed. Lit. Cama.

213 x 226 H105

83.86" x 88.98" H41.34"

Mattress. Matelas. Colchón.

183 x 203 72.05" x 79.92"



VENB193203BS

King Size (US)

Bed. Lit. Cama.

223 x 226 H105

87.80" x 88.98" H41.34"

Mattress. Matelas. Colchón.

193 x 203 75.98" x 79.92"

OPTIONAL BASES. BASES OPTIONNELLES. BASES OPCIONALES.



LEG6X6W

American walnut.

Noyer américain.

Nogal americano.

6 x 6 H21.5

2.36" x 2.36" H8.46"



LEG6X6O

Natural oak. Chêne

naturel. Roble natural.

6 x 6 H21.5

2.36" x 2.36" H8.46"



LEG6X6M

Manganese metal.

Métal manganèse.

Metal manganeso.

6 x 6 H21.5

2.36" x 2.36" H8.46"

VENICE.

BED. LIT. CAMA.

Extended bed frame. Cadre de lit ras du sol. Base a suelo.



Designer
Mario Ruiz

STYLE. ESTILO.
New Classic

VERSION. VERSIÓN.
Extended bed frame. Cadre de lit ras du sol. Base a suelo.

FEATURES. TRAITS. CARACTERÍSTICAS.



Base

Bed with removable upholstery on headboard and frame. The leather upholstery option is non-removable.

Structure made of wood covered in flexible cold shaped polyurethane foam and polyester fiber.

Slatted base and frame made of plywood.

Adjustable mattress height to suit different types of mattresses.

Bases made of LDPE with felt stops.

Lit avec tapisseries tête de lit et cadre de lit déhoussables. L'option tapisserie en cuir n'est pas déhoussable.

Structure fabriquée en bois et recouverte de mousse de polyuréthane souple à froid et de fibre de polyester.

Sommier à lattes et cadre fabriqués en contreplaqué.

Hauteur du matelas réglable afin de s'adapter à tout type de matelas.

Bases fabriquées en PEBD et équipées de patins en feutre.

Cama con tapicería de cabecero y bastidor desenfundable. La opción de tapizado en piel no es desenfundable.

Estructura fabricada en madera recubierta de espuma de poliuretano flexible en frío y fibra de poliéster.

Somier de lamas y bastidor fabricados en madera contrachapada.

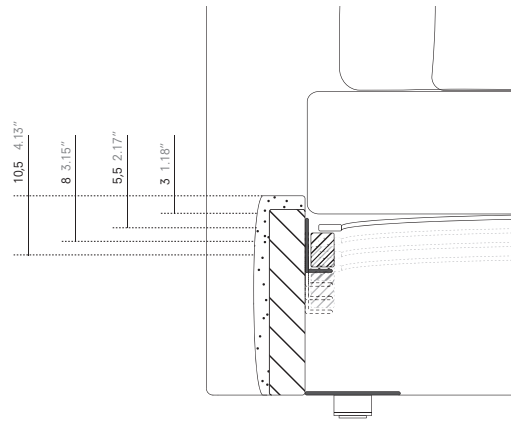
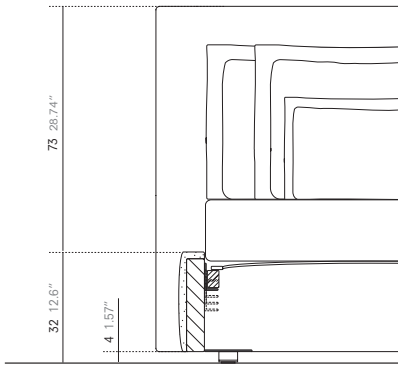
Altura de colchón regulable para adaptarse a distintos tipos de colchón.

Bases fabricadas en LDPE con protectores de fieltro.

VENICE. Extended bed frame. Cadre de lit ras du sol. Base a suelo.

GENERAL MEASUREMENTS. MESURES GÉNÉRALES. MEDIDAS GENERALES.

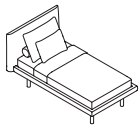
Adjustable mattress height. Hauteur de matelas réglable. Altura de colchón regulable.



The slatted base supports can be fixed at four different positions.
 Depth of slatted base support in relation to the top of the bed frame: 4.13" / 3.15" / 2.17" / 1.18".
 Les supports du sommier sont réglables sur quatre positions de hauteur. Profondeur du support du sommier par rapport à la partie haute de la base : 10,5 cm / 8 cm / 5,5 cm / 3 cm.
 Los soportes del somier pueden fijarse en cuatro posiciones diferentes. Profundidad del soporte del somier con respecto al tope de la base: 10,5 cm / 8 cm / 5,5 cm / 3 cm.

DIMENSIONS. DIMENSIONES.

*Beds available for 190 cm mattress. Lits disponibles pour matelas de 190 cm. Camas disponibles para colchón de 190 cm.



VENB105200BS

Bed. Lit. Cama.
 135 x 223 H105
 53.15"x 88.19" H41.34"

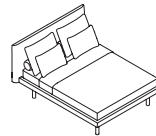
Mattress. Matelas. Colchón.
 105 x 200 41.34"x 78.74"



VENB150200BS

Bed. Lit. Cama.
 180 x 223 H105
 70.87"x 88.19" H41.34"

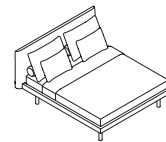
Mattress. Matelas. Colchón.
 150 x 200 59.06"x 78.74"



VENB160200BS

Bed. Lit. Cama.
 190 x 223 H105
 74.80"x 88.19" H41.34"

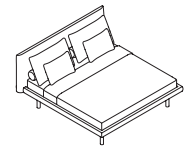
Mattress. Matelas. Colchón.
 160 x 200 62.99"x 78.74"



VENB180200BS

Bed. Lit. Cama.
 210 x 223 H105
 82.68"x 88.19" H41.34"

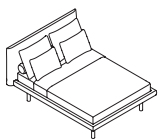
Mattress. Matelas. Colchón.
 180 x 200 70.87"x 78.74"



VENB200200BS

Bed. Lit. Cama.
 230 x 223 H105
 90.55"x 88.19" H41.34"

Mattress. Matelas. Colchón.
 200 x 200 78.74"x 78.74"

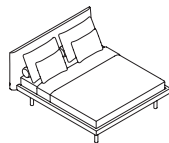


VENB153203BS

Queen Size (AU | US)

Bed. Lit. Cama.
 183 x 226 H105
 72.05"x 88.98" H41.34"

Mattress. Matelas. Colchón.
 153 x 203 60.24"x 79.92"

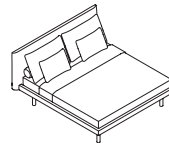


VENB183203BS

King Size (AU)

Bed. Lit. Cama.
 213 x 226 H105
 83.86"x 88.98" H41.34"

Mattress. Matelas. Colchón.
 183 x 203 72.05"x 79.92"



VENB193203BS

King Size (US)

Bed. Lit. Cama.
 223 x 226 H105
 87.80"x 88.98" H41.34"

Mattress. Matelas. Colchón.
 193 x 203 75.98"x 79.92"

VENICE.

BED. LIT. CAMA.

Storage bed. Sommier coffre. Base contenedor.



Designer
Mario Ruiz

STYLE. ESTILO.
New Classic

VERSION. VERSIÓN.
Storage bed. Sommier coffre. Base contenedor.

FEATURES. TRAITS. CARACTERÍSTICAS.



Base

Bed with removable upholstery on headboard and frame. The leather upholstery option is non-removable.

Structure made of wood covered in flexible cold shaped polyurethane foam and polyester fiber.

Slatted base and frame made of plywood. Tilting slatted base system.

Bases made of LDPE with felt stops.

Lit avec tapisseries tête de lit et cadre de lit déhoussables. L'option tapisserie en cuir n'est pas déhoussable.

Structure fabriquée en bois et recouverte de mousse de polyuréthane souple à froid et de fibre de polyester.

Sommier à lattes et cadre fabriqués en contreplaqué. Système de sommier rabattable.

Bases fabriquées en PEBD et équipées de patins en feutre.

Cama con tapicería de cabecero y bastidor desenfundable. La opción de tapizado en piel no es desenfundable.

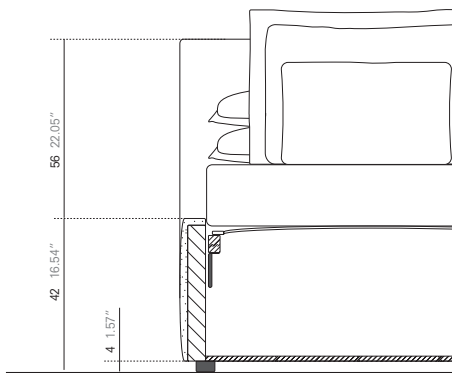
Estructura fabricada en madera recubierta de espuma de poliuretano flexible en frío y fibra de poliéster.

Sommier de lamas y bastidor fabricados en madera contrachapada. Sistema de sommier abatible.

Bases fabricadas en LDPE con protectores de fieltro.

VENICE. Storage bed. Sommier coffre. Base contenedor.

GENERAL MEASUREMENTS. MESURES GÉNÉRALES. MEDIDAS GENERALES.



Slatted base raising mechanism for storage unit.
Approximate height of the available storage space: 9.84"

Mécanisme d'élévation de sommier pour coffre.
Hauteur approximative de l'espace disponible dans le coffre : 25 cm.

Mecanismo de elevación de somier para contenedor. Altura aproximada del espacio contenedor disponible: 25 cm.

DIMENSIONS. DIMENSIONES.

*Beds available for 190 cm mattress. Lits disponibles pour matelas de 190 cm. Camas disponibles para colchón de 190 cm.



VENB105200BC

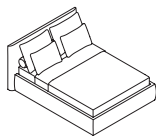
Bed. Lit. Cama.

135 x 223 H105

53.15"x 88.19" H41.34"

Mattress. Matelas. Colchón.

105 x 200 41.34"x 78.74"



VENB150200BC

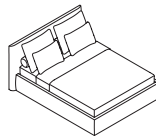
Bed. Lit. Cama.

180 x 223 H105

70.87"x 88.19" H41.34"

Mattress. Matelas. Colchón.

150 x 200 59.06"x 78.74"



VENB160200BC

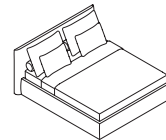
Bed. Lit. Cama.

190 x 223 H105

74.80"x 88.19" H41.34"

Mattress. Matelas. Colchón.

160 x 200 62.99"x 78.74"



VENB180200BC

Bed. Lit. Cama.

210 x 223 H105

82.68"x 88.19" H41.34"

Mattress. Matelas. Colchón.

180 x 200 70.87"x 78.74"

VENICE.


HEADBOARD. TÊTE DE LIT. CABECERO.



Designer
Mario Ruiz

STYLE. ESTILO.
New Classic

FEATURES. TRAITS. CARACTERÍSTICAS.



Separate headboard with removable upholstery. The leather upholstery option is non-removable.

Wooden frame covered with flexible cold shaped polyurethane foam.

Tête de lit indépendante avec tapiserie déhoussable. L'option tapiserie en cuir n'est pas déhoussable.

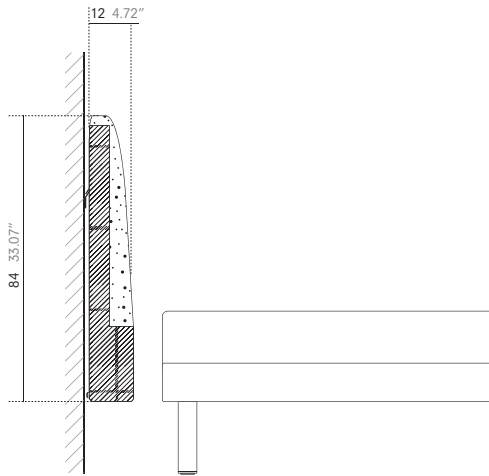
Cadre en bois recouvert de mousse de polyuréthane souple à froid et de fibre de polyester.

Cabecero independiente con tapicería desenfundable. La opción de tapizado en piel no es desenfundable.

Bastidor de madera recubierto de espuma de poliuretano flexible en frío y fibra de poliéster.

VENICE. Headboard. Tête de lit. Cabecero.

GENERAL MEASUREMENTS. MESURES GÉNÉRALES. MEDIDAS GENERALES.



DIMENSIONS. DIMENSIONES.

*Beds available for 190 cm mattress. Lits disponibles pour matelas de 190 cm. Camas disponibles para colchón de 190 cm.



VENH105

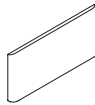
Headboard. Tête de lit.
Cabecero.

135 x 12 H84

53.15" x 4.72" H32.87"

Mattress. Matelas. Colchón.

105 x 200 41.34" x 78.74"



VENH150

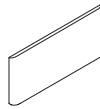
Headboard. Tête de lit.
Cabecero.

180 x 12 H84

70.87" x 4.72" H32.87"

Mattress. Matelas. Colchón.

150 x 200 59.06" x 78.74"



VENH160

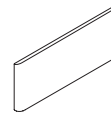
Headboard. Tête de lit.
Cabecero.

190 x 12 H84

74.80" x 4.72" H32.87"

Mattress. Matelas. Colchón.

160 x 200 62.99" x 78.74"



VENH180

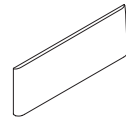
Headboard. Tête de lit.
Cabecero.

210 x 12 H84

82.68" x 4.72" H32.87"

Mattress. Matelas. Colchón.

180 x 200 70.87" x 78.74"



VENH200

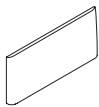
Headboard. Tête de lit.
Cabecero.

230 x 12 H84

90.55" x 4.72" H32.87"

Mattress. Matelas. Colchón.

200 x 200 78.74" x 78.74"



VENH153

Queen Size (AU | US)

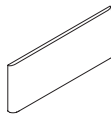
Headboard. Tête de lit.
Cabecero.

183 x 12 H84

72.05" x 4.72" H32.87"

Mattress. Matelas. Colchón.

153 x 203 60.24" x 79.92"



VENH183

King Size (AU)

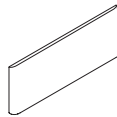
Headboard. Tête de lit.
Cabecero.

213 x 12 H84

83.86" x 4.72" H32.87"

Mattress. Matelas. Colchón.

183 x 203 72.05" x 79.92"



VENH193

King Size (US)

Headboard. Tête de lit.
Cabecero.

223 x 12 H84

87.80" x 4.72" H32.87"

Mattress. Matelas. Colchón.

193 x 203 75.98" x 79.92"