

BED. LIT. CAMA.

Elevated bed frame. Cadre de lit haut. Base suspendida.



Designer
Mario Ruiz

STYLE. ESTILO.
Essential

VERSION. VERSIÓN.
Elevated bed frame. Cadre de lit haut. Base suspendida.

FEATURES. TRAITS. CARACTERÍSTICAS.



Base

Bed with removable upholstery on headboard and frame. The leather upholstery option is non-removable.

Structure made of wood covered in flexible cold shaped polyurethane foam and polyester fiber.

Slatted base and frame made of plywood.

Cylindrical bases with a 6 cm diameter made of oak wood, in solid walnut or metal lacquered in manganese color polyester powder coat paint. LDPE and felt stops.

Lit avec tapisseries tête de lit et cadre de lit déhoussables. L'option tapisserie en cuir n'est pas déhoussable.

Structure fabriquée en bois et recouverte de mousse de polyuréthane souple à froid et de fibre de polyester.

Sommier à lattes et cadre fabriqués en contreplaqué.

Pieds cylindriques de 6 cm de diamètre, fabriqués en bois de noyer ou de chêne ou bien en acier laqué, recouverts de peinture polyester en poudre et finition manganèse.

Cama con tapicería de cabecero y bastidor desenfundable. La opción de tapizado en piel no es desenfundable.

Estructura fabricada en madera recubierta de espuma de poliuretano flexible en frío y fibra de poliéster.

Somier de lamas y bastidor fabricados en madera contrachapada.

Bases cilíndricas de 6 cm de diámetro, fabricadas en madera de nogal o roble, o metal lacado en pintura de poliéster en polvo color manganeso. Protectores de LDPE y fieltro.

IVY. Elevated bed frame. Cadre de lit haut. Base suspendida.

BASES.



LEG6X6O

Solid oak. Chêne massif.
Roble macizo.
6 x 6 H21.5
2.36"x 2.36" H8.46"



LEG6X6W

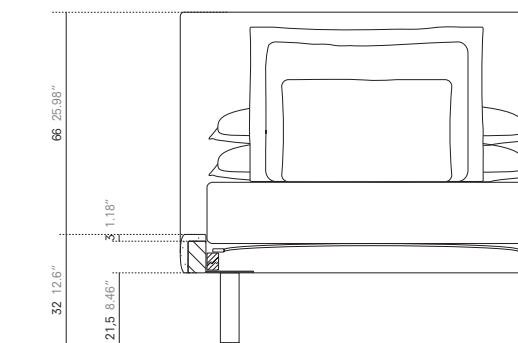
Solid walnut. Noyer
massif. Nogal macizo.
6 x 6 H21.5
2.36"x 2.36" H8.46"



LEG6X6M

Metal. Métal. Metal.
6 x 6 H21.5
2.36"x 2.36" H8.46"

GENERAL MEASUREMENTS. MESURES GÉNÉRALES. MEDIDAS GENERALES.



FINISHES. TRAITS. ACABADOS.



Base



Natural oak.
Chêne naturel.
Roble natural.



American walnut.
Noyer américain.
Nogal americano.



Manganese metal.
Métal manganèse.
Metal manganeso.

IVY. Elevated bed frame. Cadre de lit haut. Base suspendida.

DIMENSIONS. DIMENSIONES.

*Beds available for 190 cm mattress. Lits disponibles pour matelas de 190 cm. Camas disponibles para colchón de 190 cm.



IVYB105200BS

Bed. Lit. Cama.
120 x 214 H98
47.24"x 84.25" H38.58"

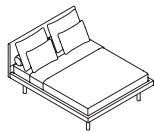
Mattress. Matelas. Colchón.
105 x 200 41.34"x 78.74"



IVYB150200BS

Bed. Lit. Cama.
165 x 214 H98
64.96"x 84.25" H38.58"

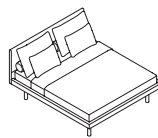
Mattress. Matelas. Colchón.
150 x 200 59.06"x 78.74"



IVYB160200BS

Bed. Lit. Cama.
175 x 214 H98
68.9"x 84.25" H38.58"

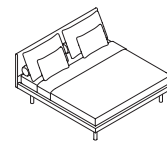
Mattress. Matelas. Colchón.
160 x 200 62.99"x 78.74"



IVYB180200BS

Bed. Lit. Cama.
195 x 214 H98
76.77"x 84.25" H38.58"

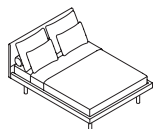
Mattress. Matelas. Colchón.
180 x 200 70.87"x 78.74"



IVYB200200BS

Bed. Lit. Cama.
215 x 214 H98
84.65"x 84.25" H38.58"

Mattress. Matelas. Colchón.
200 x 200 78.74"x 78.74"

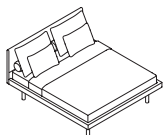


IVYB153203BS

Queen Size (AU | US)

Bed. Lit. Cama.
168 x 217 H98
66.14"x 85.43" H38.58"

Mattress. Matelas. Colchón.
153 x 203 60.24"x 79.92"

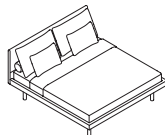


IVYB183203BS

King Size (AU)

Bed. Lit. Cama.
198 x 217 H98
77.95"x 85.43" H38.58"

Mattress. Matelas. Colchón.
183 x 203 72.05"x 79.92"



IVYB193203BS

King Size (US)

Bed. Lit. Cama.
208 x 217 H98
81.89"x 85.43" H38.58"

Mattress. Matelas. Colchón.
193 x 203 75.98"x 79.92"

OPTIONAL BASES. BASES OPTIONNELLES. BASES OPCIONALES.



LEG6X6W

American walnut.
Noyer américain.
Nogal americano.
6 x 6 H21.5
2.36"x 2.36" H8.46"



LEG6X6O

Natural oak. Chêne
naturel. Roble natural.
6 x 6 H21.5
2.36"x 2.36" H8.46"



LEG6X6M

Manganese metal.
Métal manganèse.
Metal manganeso.
6 x 6 H21.5
2.36"x 2.36" H8.46"

BED. LIT. CAMA.

Extended bed frame. Cadre de lit ras du sol. Base a suelo.



Designer
Mario Ruiz

STYLE. ESTILO.
Essential

VERSION. VERSIÓN.
Extended bed frame. Cadre de lit ras du sol. Base a suelo.

FEATURES. TRAITS. CARACTERÍSTICAS.



Base

Bed with removable upholstery on headboard and frame. The leather upholstery option is non-removable.

Structure made of wood covered in flexible cold shaped polyurethane foam and polyester fiber.

Slatted base and frame made of plywood.

Adjustable mattress height to suit different types of mattresses.

Bases made of LDPE with felt stops.

Lit avec tapisseries tête de lit et cadre de lit déhoussables. L'option tapisserie en cuir n'est pas déhoussable.

Structure fabriquée en bois et recouverte de mousse de polyuréthane souple à froid et de fibre de polyester.

Sommier à lattes et cadre fabriqués en contreplaqué.

Hauteur du matelas réglable afin de s'adapter à tout type de matelas.

Bases fabriquées en PEBD et équipées de patins en feutre.

Cama con tapicería de cabecero y bastidor desenfundable. La opción de tapizado en piel no es desenfundable.

Estructura fabricada en madera recubierta de espuma de poliuretano flexible en frío y fibra de poliéster.

Somier de lamas y bastidor fabricados en madera contrachapada.

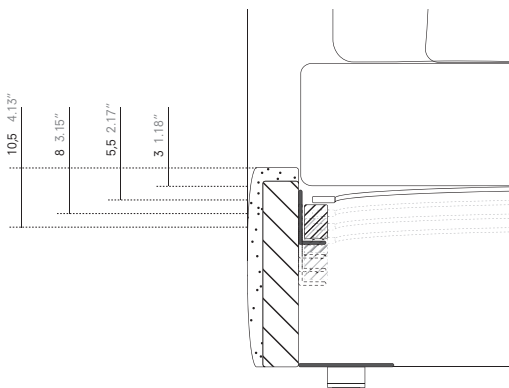
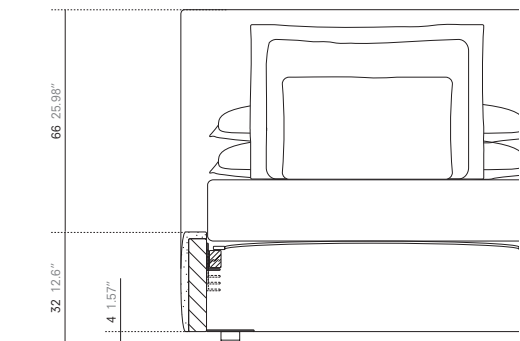
Altura de colchón regulable para adaptarse a distintos tipos de colchón.

Bases fabricadas en LDPE con protectores de fieltro.

IVY. Extended bed frame. Cadre de lit ras du sol. Base a suelo.

GENERAL MEASUREMENTS. MESURES GÉNÉRALES. MEDIDAS GENERALES.

Adjustable mattress height. Hauteur de matelas réglable. Altura de colchón regulable.



The slatted base supports can be fixed at four different positions. Depth of slatted base support in relation to the top of the bed frame: 4.13" / 3.15" / 2.17" / 1.18".

Les supports du sommier sont réglables sur quatre positions de hauteur. Profondeur du support du sommier par rapport à la partie haute de la base :

10,5 cm / 8 cm / 5,5 cm / 3 cm.
Los soportes del somier pueden fijarse en cuatro posiciones diferentes. Profundidad del soporte del somier con respecto al tope de la base: 10,5 cm / 8 cm / 5,5 cm / 3 cm.

DIMENSIONS. DIMENSIONES.

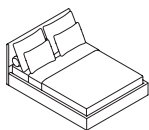
*Beds available for 190 cm mattress. Lits disponibles pour matelas de 190 cm. Camas disponibles para colchón de 190 cm.



IVYB105200BE

Bed. Lit. Cama.
120 x 214 H98
47.24"x 84.25" H38.58"

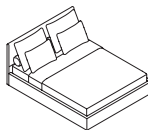
Mattress. Matelas. Colchón.
105 x 200 41.34"x 78.74"



IVYB150200BE

Bed. Lit. Cama.
165 x 214 H98
64.96"x 84.25" H38.58"

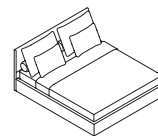
Mattress. Matelas. Colchón.
150 x 200 59.06"x 78.74"



IVYB160200BE

Bed. Lit. Cama.
175 x 214 H98
68.9"x 84.25" H38.58"

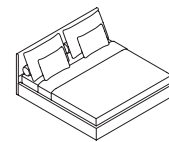
Mattress. Matelas. Colchón.
160 x 200 62.99"x 78.74"



IVYB180200BE

Bed. Lit. Cama.
195 x 214 H98
76.77"x 84.25" H38.58"

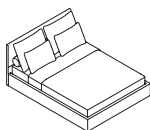
Mattress. Matelas. Colchón.
180 x 200 70.87"x 78.74"



IVYB200200BE

Bed. Lit. Cama.
215 x 214 H98
84.65"x 84.25" H38.58"

Mattress. Matelas. Colchón.
200 x 200 78.74"x 78.74"

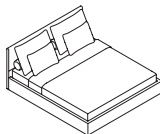


IVYB153203BE

Queen Size (AU | US)

Bed. Lit. Cama.
168 x 217 H98
66.14"x 85.43" H38.58"

Mattress. Matelas. Colchón.
153 x 203 60.24"x 79.92"

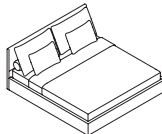


IVYB183203BE

King Size (AU)

Bed. Lit. Cama.
198 x 217 H98
77.95"x 85.43" H38.58"

Mattress. Matelas. Colchón.
183 x 203 72.05"x 79.92"



IVYB193203BE

King Size (US)

Bed. Lit. Cama.
208 x 217 H98
81.89"x 85.43" H38.58"

Mattress. Matelas. Colchón.
193 x 203 75.98"x 79.92"



Designer
Mario Ruiz

STYLE. ESTILO.
Essential

VERSION. VERSIÓN.
Storage bed. Sommier coffre. Base contenedor.

FEATURES. TRAITS. CARACTERÍSTICAS.



Base

Bed with removable upholstery on headboard and frame. The leather upholstery option is non-removable.

Structure made of wood covered in flexible cold shaped polyurethane foam and polyester fiber.

Slatted base and frame made of plywood. Tilting slatted base system.

Bases made of LDPE with felt stops.

Lit avec tapisseries tête de lit et cadre de lit déhoussables. L'option tapisserie en cuir n'est pas déhoussable.

Structure fabriquée en bois et recouverte de mousse de polyuréthane souple à froid et de fibre de polyester.

Sommier à lattes et cadre fabriqués en contreplaqué. Système de sommier rabattable.

Bases fabriquées en PEBD et équipées de patins en feutre.

Cama con tapicería de cabecero y bastidor desenfundable. La opción de tapizado en piel no es desenfundable.

Estructura fabricada en madera recubierta de espuma de poliuretano flexible en frío y fibra de poliéster.

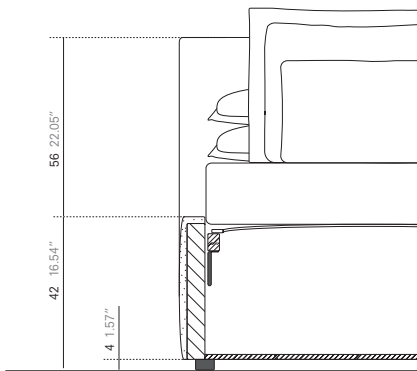
Sommier de lamas y bastidor fabricados en madera contrachapada.

Sommier de lamas y bastidor fabricados en madera contrachapada. Sistema de sommier abatible.

Bases fabricadas en LDPE con protectores de fieltro.

IVY. Storage bed. Sommier coffre. Base contenedor.

GENERAL MEASUREMENTS. MESURES GÉNÉRALES. MEDIDAS GENERALES.



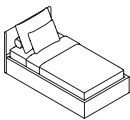
Slatted base raising mechanism for storage unit.
Approximate height of the available storage space: 9.84"

Mécanisme d'élévation de sommier pour coffre.
Hauteur approximative de l'espace disponible dans le coffre : 25 cm.

Mecanismo de elevación de somier para contenedor. Altura aproximada del espacio contenedor disponible: 25 cm.

DIMENSIONS. DIMENSIONES.

*Beds available for 190 cm mattress. Lits disponibles pour matelas de 190 cm. Camas disponibles para colchón de 190 cm.



IVYB105200BC

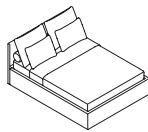
Bed. Lit. Cama.

120 x 214 H98

47.24"x 84.25" H38.58"

Mattress. Matelas. Colchón.

105 x 200 41.34"x 78.74"



IVYB150200BC

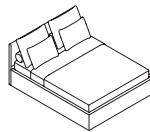
Bed. Lit. Cama.

165 x 214 H98

64.96"x 84.25" H38.58"

Mattress. Matelas. Colchón.

150 x 200 59.06"x 78.74"



IVYB160200BC

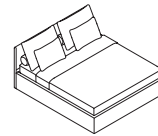
Bed. Lit. Cama.

175 x 214 H98

68.9"x 84.25" H38.58"

Mattress. Matelas. Colchón.

160 x 200 62.99"x 78.74"



IVYB180200BC

Bed. Lit. Cama.

195 x 214 H98

76.77"x 84.25" H38.58"

Mattress. Matelas. Colchón.

180 x 200 70.87"x 78.74"



Designer
Mario Ruiz

STYLE. ESTILO.
Essential

FEATURES. TRAITS. CARACTERÍSTICAS.



Separate headboard with removable upholstery. The leather upholstery option is non-removable.

Wooden frame covered with flexible cold shaped polyurethane foam.

Tête de lit indépendante avec tapiserie déhoussable. L'option tapiserie en cuir n'est pas déhoussable.

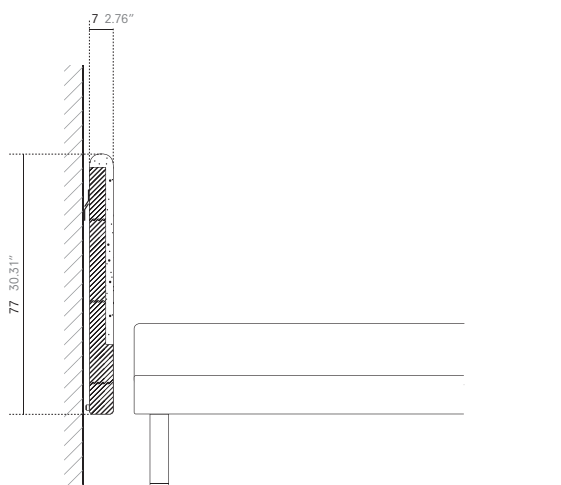
Cadre en bois recouvert de mousse de polyuréthane souple à froid et de fibre de polyester.

Cabecero independiente con tapicería desenfundable. La opción de tapizado en piel no es desenfundable.

Bastidor de madera recubierto de espuma de poliuretano flexible en frío y fibra de poliéster.

IVY. Headboard. Tête de lit. Cabecero.

GENERAL MEASUREMENTS. MESURES GÉNÉRALES. MEDIDAS GENERALES.



DIMENSIONS. DIMENSIONES.

*Beds available for 190 cm mattress. Lits disponibles pour matelas de 190 cm. Camas disponibles para colchón de 190 cm.

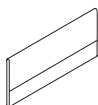


IVYH105

Headboard. Tête de lit.
Cabecero.

120 x 7 H77
47.24"x 2.75" H30.11"

Mattress. Matelas. Colchón.
105 41.34"

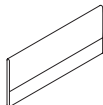


IVYH150

Headboard. Tête de lit.
Cabecero.

165 x 7 H77
64.96"x 2.75" H30.11"

Mattress. Matelas. Colchón.
150 59.06"

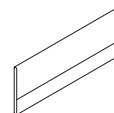


IVYH160

Headboard. Tête de lit.
Cabecero.

175 x 7 H77
68.9"x 2.75" H30.11"

Mattress. Matelas. Colchón.
160 62.99"

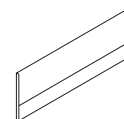


IVYH180

Headboard. Tête de lit.
Cabecero.

195 x 7 H77
76.77"x 2.75" H30.11"

Mattress. Matelas. Colchón.
180 70.87"

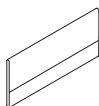


IVYH200

Headboard. Tête de lit.
Cabecero.

215 x 7 H77
84.65"x 2.75" H30.11"

Mattress. Matelas. Colchón.
200 78.74"



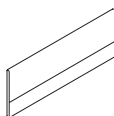
IVYH153

Queen Size (AU | US)

Headboard. Tête de lit.
Cabecero.

168 x 7 H77
66.14"x 2.75" H30.11"

Mattress. Matelas. Colchón.
153 60.24"



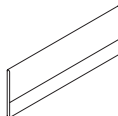
IVYH183

King Size (AU)

Headboard. Tête de lit.
Cabecero.

198 x 7 H77
77.95"x 2.75" H30.11"

Mattress. Matelas. Colchón.
183 72.05"



IVYH193

King Size (US)

Headboard. Tête de lit.
Cabecero.

208 x 7 H77
81.89"x 2.75" H30.11"

Mattress. Matelas. Colchón.
193 75.98"