

ESSENTIAL.
SMART.

IVY.
BEDROOM.

JOQUER

BEDROOM COLLECTION.

JOQUER


THE BEDROOM IS A VITAL SPACE, WHERE THE DAY BEGINS AND ENDS, A SOURCE OF HEALTH, LOVE AND CALM. AT JOQUER WE TAKE THIS VERY SERIOUSLY AND MANUFACTURE STRIVING TO IMPROVE LIFE, TOWARD AN IDEAL HOME THAT IS AUTHENTIC AND PLEASURABLE, OF NATURAL MATERIALS AND ARTISAN ESSENCE. THAT IS WHY OUR BEDS AND THE FURNITURE THAT ACCOMPANIES THEM FOCUS ON QUALITY DOWN TO THE SMALLEST DETAIL, BECAUSE WE ARE EXPERTS AT CREATING PIECES THAT TRULY WORK AND CAN BUILD, WITH THEIR PRESENCE, A SPECIAL ATMOSPHERE IN ANY SPACE.





La chambre à coucher est un espace vital, où nous commençons et finissons nos journées, un espace source de bien-être empreint d'amour et de sérénité. Joquer en a pleinement conscience et ses créations visent à améliorer la vie, en imaginant l'idéal d'une maison authentique et accueillante, aux matériaux naturels et à l'essence artisanale. Voilà pourquoi nos lits et le mobilier de complément soignent la qualité dans ses moindres détails et reflètent notre expertise dans la conception de meubles fonctionnels, et qui par leur présence, créent une ambiance singulière dans les espaces qui les accueillent.


El dormitorio es un espacio vital, en él empieza y termina el día, es una fuente de salud, de amor y de calma. En Joquer nos tomamos esto muy en serio y fabricamos pensando en mejorar la vida, con un ideal de la casa auténtica y gustosa, de materiales naturales y esencia artesana. Por eso nuestras camas y el mobiliario que las acompaña cuidan la calidad hasta el mínimo detalle, porque somos expertos en crear muebles que funcionan de verdad y que son capaces de crear, con su presencia, una atmósfera especial en cualquier espacio.






Nous proposons six collections de chambres aux multiples possibilités de personnalisation s'adaptant à divers styles de vie et manières d'appréhender l'espace nuit. Chaque collection propose plusieurs dimensions de lit, des cadres de lit en hauteur sur pieds ou ras du sol, des cadres avec coffre de stockage, des têtes de lit indépendantes, ainsi qu'un ensemble de meubles permettant de personnaliser votre chambre : tables de nuits, poufs, bancs tapissés, fauteuils et canapés, révélant la personnalité de chaque collection.

Proponemos seis colecciones de dormitorio con múltiples opciones de personalización que se adaptan a distintos estilos de vida y maneras de entender el lugar de descanso. Cada colección ofrece diferentes medidas de cama, opciones de base elevada sobre patas vistas o hasta el suelo, base con contenedor para almacenaje, cabecero independiente, así como todo el mobiliario para construir un dormitorio personalizado: mesitas de noche, otomanes, bancos tapizados, butacas y sofás con la personalidad de cada colección.





WE PROPOSE SIX BEDROOM COLLECTIONS WITH MULTIPLE CUSTOMIZATION OPTIONS THAT ADAPT TO DIFFERENT LIFESTYLES AND WAYS OF UNDERSTANDING THE PLACE OF REST. EACH COLLECTION FEATURES VARIOUS BED DIMENSIONS, OPTIONS OF ELEVATED BASE WITH VISIBLE LEGS OR DOWN TO THE FLOOR, CONTAINER BASE FOR STORAGE, SEPARATE HEADBOARD, AND ALL THE FURNITURE TO CREATE A CUSTOMIZED BEDROOM: BEDSIDE TABLES, UPHOLSTERED BENCHES, LOUNGE CHAIRS AND SOFAS WITH THE CHARACTER OF EACH COLLECTION.

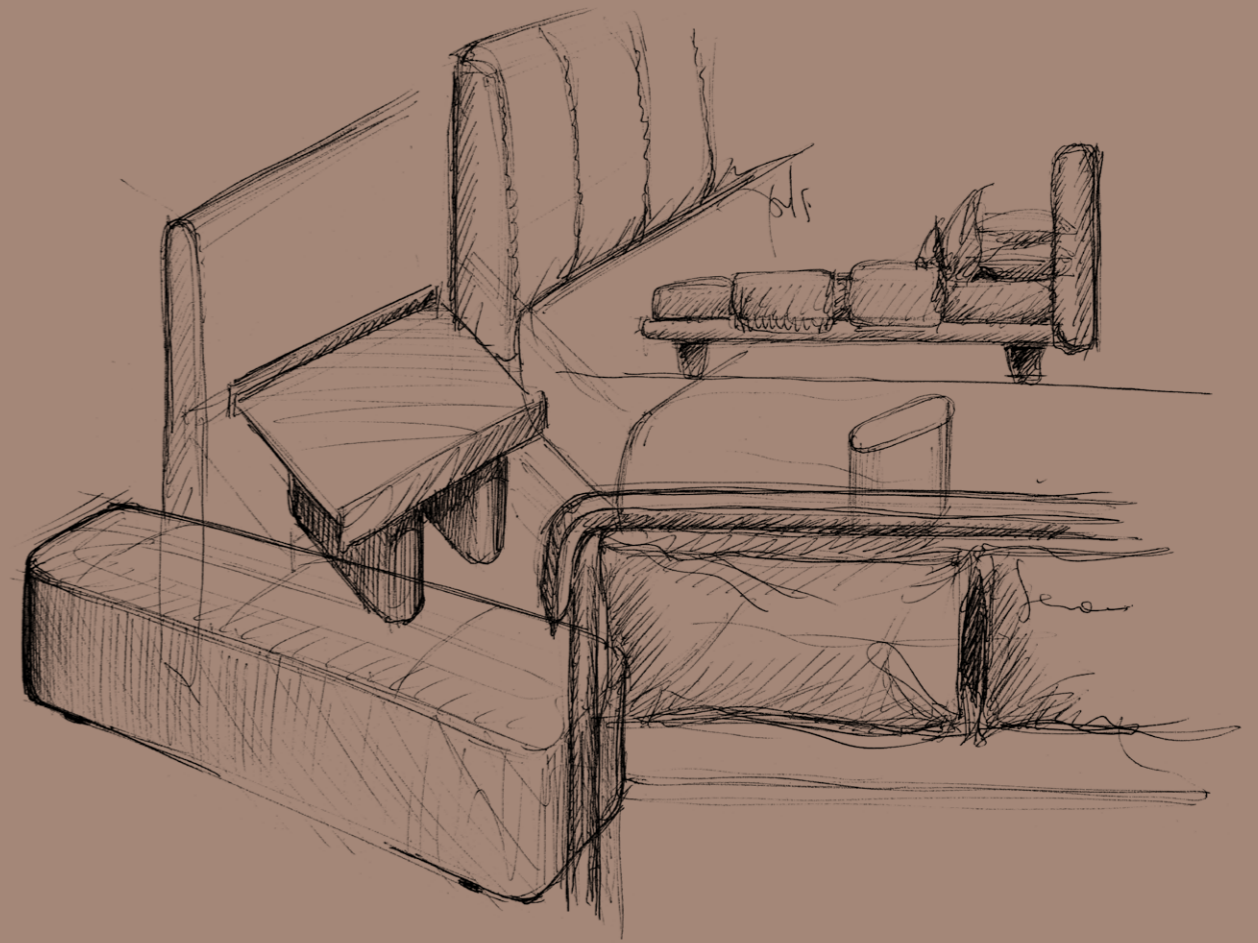
MARIO RUIZ. THE DESIGNER.



Design that is pristine and prosaic. This motif runs through the work of Spanish designer Mario Ruiz (Alicante, 1965), who has built a cosmopolitan career rooted in the vocation to create timeless designs. Every one of his projects, which comprise furniture, lighting and technology design and art direction, is exactly as it seems: objects whose clean, soft, coherent lines are an invitation for use. Intense work has gone into expressing their purpose and careful attention into their details. Among the over 50 awards he has garnered, the Spanish National Design Prize, Best of Neocon, Metropolis and Wallpaper Magazine awards stand out.

Le design clair et quotidien. C'est l'argument qui guide l'œuvre du designer Mario Ruiz (Alicante, 1965), fondateur d'un parcours cosmopolite semé dans la vocation de réaliser des designs qui dureront dans le temps. Chacun de ses projets, qui couvre la conception de meubles, l'éclairage, la technologie et la direction artistique, c'est qui se voit: des objets qui invitent à être utilisés à partir de leurs formes régulières et imaginables. Il y a eu un travail intense de résolution de l'identité de chaque utilisation et une attention particulière portée aux détails. Parmi les 50 récompenses qu'il a reçues figurent le National Design Award 2016, le meilleur de Neocon, Metropolis et Wallpaper Magazine.

El diseño claro y cotidiano. Este es el argumento que guía el trabajo del diseñador Mario Ruiz (Alicante, 1965), constructor de una trayectoria cosmopolita sembrada con la vocación de conseguir diseños que perduren en el tiempo. Cada uno de sus proyectos, que abarcan el diseño de mobiliario, iluminación, tecnología y la dirección de arte es lo que se ve: objetos que invitan a ser utilizados desde sus formas limpias y comprensibles. En ellos hay un trabajo intenso de resolver la identidad de cada uso y una cuidadosa atención por el detalle. Entre los más de 50 premios que ha recibido figuran el Premio Nacional de Diseño 2016, Best of Neocon, Metropolis y Wallpaper Magazine.



14	Ivy Bedroom.
20	Compositions.
24	Technical Specifications.
28	Dimensions.
36	Tapestries & finishes.
40	Collections.

ESSENTIAL. SMART. IVY.

A set of simple and honest shapes, of exceptional quality, is the mark of the Ivy bedroom collection.

Its elegance is an honest acknowledgment of its function, with a design that is lasting and free of formalism. The bed can come with an elevated base atop visible legs, an upholstered one that reaches the floor or with storage. The upholstered headboard, also offered as a separate piece, is light and incredibly comfortable. This collection includes a sofa bed.

La collection de chambres Ivy se caractérise par ses lignes simples, épurées et de grande qualité. Son élégance est à la hauteur de sa fonction, grâce à une conception durable et dénuée de formalisme.

Le lit est proposé en trois formats : avec cadre en hauteur sur pieds visibles, avec cadre tapissé ras de sol ou cadre avec coffre. Sa tête de lit tapissée, également disponible comme accessoire indépendant, est léger et extrêmement confortable. Cette collection comprend un canapé-lit.

Un conjunto de formas simples y honestas, de gran calidad, es la característica de la colección de dormitorios Ivy.

Su elegancia responde con honestidad a su función, con un diseño perdurable y sin formalismos.

La cama puede tener una base suspendida sobre patas vistas, tapizada hasta el suelo o bien con contenedor. Su cabecero tapizado, disponible como pieza independiente, es ligero y muy cómodo. Esta colección incluye sofá cama.





MIKA. Bedside table in dark stained oak, top in NUVOLA 155 leather. Table de chevet en chêne teinté foncé avec plateau en cuir NUVOLA 155. Mesita de noche en roble teñido oscuro, sobre en piel NUVOLA 155. **IVY.** Bed with extended bed frame upholstered in KEY BISCAYNE 3. Cadre de lit ras du sol tapissé en KEY BISCAYNE 3. Cama de base a suelo tapizada en KEY BISCAYNE 3. **TAB.** Coffee table with square top in DEKTON KIRA. Table basse avec plateau carrée en DEKTON KIRA. Mesa de café con sobre cuadrado en DEKTON KIRA. TABCS85FP.

DECK CONTRACT. Armchair in dark stained oak upholstered in MINUETTO 21. Fauteil en chêne teinté foncé tapissé en MINUETTO 21. Butaca en roble teñido oscuro tapizada en MINUETTO 21.DKCB74RTBE. **DEPART.** Ottoman upholstered in MINUETTO 18. Pouf tapissé en MINUETTO 18. Ottoman tapizado en MINUETTO 18. DEPP63B. **PULSE.** Sideboard in dark stained oak. Buffet en chêne teinté foncé. Aparador en roble teñido oscuro. PULMU214PDRT.




IVY. Bed with extended bed frame upholstered in KEY BISCAYNE 3. Cadre de lit ras du sol tapissé en KEY BISCAYNE 3. Cama de base a suelo tapizada en KEY BISCAYNE 3. **DEPART.** Ottoman upholstered in MINUETTO 18. Pouf tapissé en MINUETTO 18. Ottoman tapizado en MINUETTO 18. **DEPP63B. PULSE.** Sideboard in dark stained oak. Buffet en chêne teinté foncé. Aparador en roble teñido oscuro. PULMU214PDRT. **TAB.** Coffee table with square top in DEKTON KIRA. Table basse avec plateau carrée en DEKTON KIRA. Mesa de café con sobre cuadrado en DEKTON KIRA. TABCST85FP.



DECK CONTRACT. Armchair in dark stained oak upholstered in MINUETTO 21. Fauteil en chêne teinté foncé tapissé en MINUETTO 21. Butaca en roble teñido oscuro tapizada en MINUETTO 21.DKCB74RTBE. **MIKA.** Bedside table in dark stained oak, top in NUVOLA 155 leather. Table de chevet en chêne teinté foncé avec plateau en cuir NUVOLA 155. Mesita de noche en roble teñido oscuro, sobre en piel NUVOLA 155. MIKBT55.

COMPOSITIONS.

COMPOSITION 1



IVYB180200BE
IVY. Bed. Lit. Cama.
195 x 214 H98
76.77"x 84.25" H38.58"
Extended frame.
Cadre large.
Base a suelo.
Mattress. Matelas. Colchón.
180 x 200 70.87"x 78.74"



MIKBT55
MIKA. Bedside table. Table de chevet. Mesita de noche.
55 x 37 H42
21.65"x 14.57" H16.54"



DKCB74NA/RTBE
DECK CONTRACT. Armchair. Fauteuil. Butaca.
74 x 75 H71
29.13"x 29.53" H27.95"
U metal bases.
Bases métalliques U.
Bases metálicas U.




TABCST85FP
TAB. Coffee table. Table basse. Mesa de café.
85 x 85 H46.5
33.46"x 33.46"x 18.31"
Superellipse top. Superellipse base.
Plateau superellipse. Base superellipse.
Sobre superelipse. Base superelipse.



PULMU214PDRT
PULSE. Furniture. Meuble. Mueble.
214 x 40 H45
84.25"x 15.75" H17.72"

COMPOSITION 2



IVYB180200BS
IVY. Bed. Lit. Cama.
195 x 214 H98
76.77"x 84.25" H38.58"
Elevated bed frame.
Cadre de lit haut.
Base suspendida.
Mattress. Matelas. Colchón.
180 x 200 70.87"x 78.74"

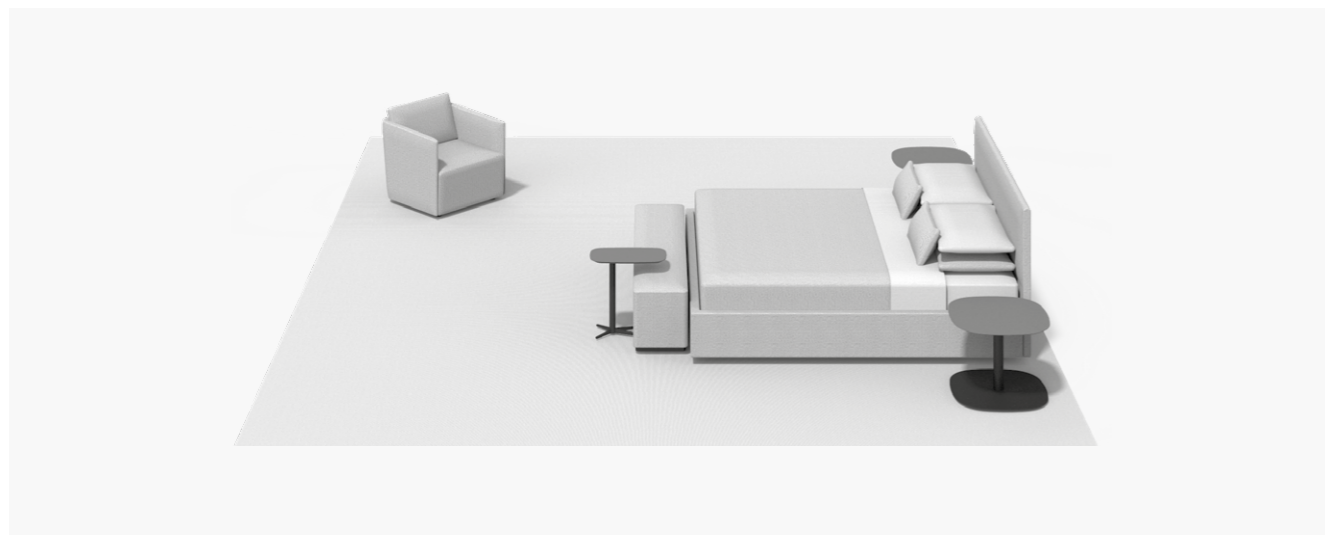


TABTRT50FC
TAB. Task table. Mesita task.
50 x 26 H50.8
19.69"x 10.24"x 20"
Rectangular top. Cross-shaped base.
Plateau rectangulaire. Base en croix.
Sobre rectangular. Base en cruz.



SERS170BTPSBA
SERENE. Sofa. Canapé. Sofá.
170 x 98 H82
66.93"x 38.58" H32.28"
Elevated bed frame.
Cadre de lit haut.
Base suspendida.

COMPOSITION 3



IVYB180200BE
IVY. Bed. Lit. Cama.
 195 x 214 H98
 76.77"x 84.25" H38.58"
 Extended frame.
 Cadre large.
 Base a suelo.
Mattress. Matelas. Colchón.
 180 x 200 70.87"x 78.74"



SUMP165BE
SUMA. Bench. Banquette. Banco.
 165 x 35 H40
 64.96"x 13.78" H15.75"
 Extended frame.
 Cadre large.
 Base a suelo.



TABCST60FP
TAB. Coffee table. Table basse. Mesa de café.
 60 x 60 H46.5
 25.58"x 25.58"x 18.31"
 Superellipse top. Superellipse base.
 Plateau superellipse. Base superellipse.
 Sobre superellipse. Base superellipse.



TABTRT50FC
TAB. Task table. Mesita task.
 50 x 26 H50.8
 19.69"x 10.24"x 20"
 Rectangular top. Cross-shaped base.
 Plateau rectangulaire. Base en croix.
 Sobre rectangular. Base en cruz.



VECB71P
VENICE. Armchair. Fauteil. Butaca.
 71 x 72 H71
 27.95"x 28.35" H27.95"
 Standard LDPE bases.
 Bases PEBD standard.
 Bases LDPE standard.

COMPOSITION 4



IVYB180200BS
IVY. Bed. Lit. Cama.
 195 x 214 H98
 76.77"x 84.25" H38.58"
 Elevated bed frame.
 Cadre de lit haut.
 Base suspendida.
Mattress. Matelas. Colchón.
 180 x 200 70.87"x 78.74"



SUMP165BS
SUMA. Bench. Banquette. Banco.
 165 x 35 H40
 64.96"x 13.78" H15.75"
 Elevated base.
 Cadre haut.
 Base suspendida.



TABTRT43FC
TAB. Task table. Mesita task.
 43 x 43 H55.6
 16.91"x 16.91"x 21.89"
 Round top. Cross-shaped base.
 Plateau rond. Base en croix.
 Sobre redondo. Base en cruz.

TECHNICAL SPECIFICATIONS.

ELEVATED BED FRAME. CADRE DE LIT HAUT. BASE SUSPENDIDA.

Features. Traits. Características.



- Bed with removable upholstery on headboard and frame. The leather upholstery option is non-removable.
 - Structure made of wood covered in flexible cold shaped polyurethane foam and polyester fiber.
 - Slatted base and frame made of plywood.
 - Cylindrical bases with a 6 cm diameter made of oak wood, in solid walnut or metal lacquered in manganese color polyester powder coat paint. LDPE and felt stops.
- Lit avec tapisseries tête de lit et cadre de lit déhoussables. L'option tapisserie en cuir n'est pas déhoussable.
 - Structure fabriquée en bois et recouverte de mousse de polyuréthane souple à froid et de fibre de polyester.
 - Sommier à lattes et cadre fabriqués en contreplaqué.
 - Pieds cylindriques de 6 cm de diamètre, fabriqués en bois de noyer ou de chêne ou bien en acier laqué, recouverts de peinture polyester en poudre et finition manganèse.
 - Cama con tapicería de cabecero y bastidor desenfundable. La opción de tapizado en piel no es desenfundable.
 - Estructura fabricada en madera recubierta de espuma de poliuretano flexible en frío y fibra de poliéster.
 - Somier de lamas y bastidor fabricados en madera contrachapada.
 - Bases cilíndricas de 6 cm de diámetro, fabricadas en madera de nogal o roble, o metal lacado en pintura de poliéster en polvo color manganeso. Protectores de LDPE y fieltro.

EXTENDED BED FRAME. CADRE DE LIT RAS DU SOL. BASE A SUELO.

Features. Traits. Características.



- Bed with removable upholstery on headboard and frame. The leather upholstery option is non-removable.
 - Structure made of wood covered in flexible cold shaped polyurethane foam and polyester fiber.
 - Slatted base and frame made of plywood.
 - Adjustable mattress height to suit different types of mattresses.
 - Bases made of LDPE with felt stops.
- Lit avec tapisseries tête de lit et cadre de lit déhoussables. L'option tapisserie en cuir n'est pas déhoussable.
 - Structure fabriquée en bois et recouverte de mousse de polyuréthane souple à froid et de fibre de polyester.
 - Sommier à lattes et cadre fabriqués en contreplaqué.
 - Hauteur du matelas réglable afin de s'adapter à tout type de matelas.
 - Bases fabriquées en PEBD et équipées de patins en feutre.
 - Cama con tapicería de cabecero y bastidor desenfundable. La opción de tapizado en piel no es desenfundable.
 - Estructura fabricada en madera recubierta de espuma de poliuretano flexible en frío y fibra de poliéster.
 - Somier de lamas y bastidor fabricados en madera contrachapada.
 - Altura de colchón regulable para adaptarse a distintos tipos de colchón.
 - Bases fabricadas en LDPE con protectores de fieltro.



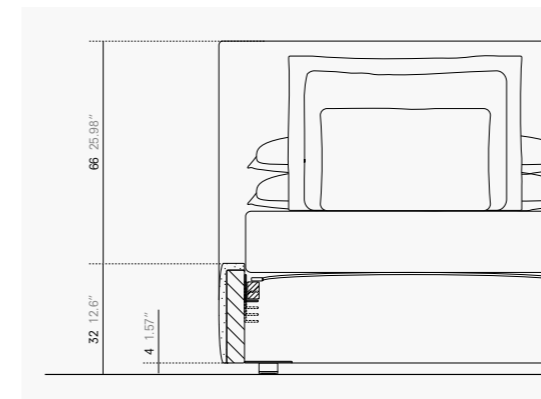
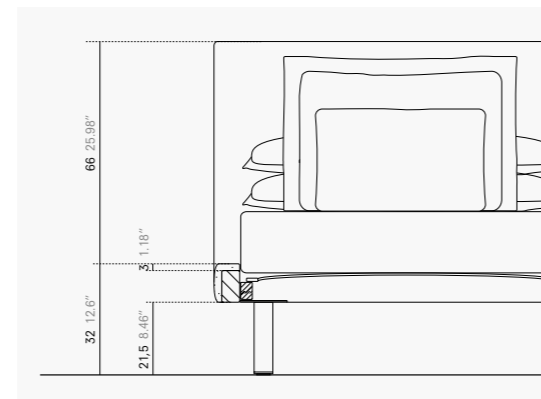
LEG6X6O
Solid oak. Chêne massif.
Roble macizo.
6 x 6 H21.5
2.36"x 2.36" H8.46"



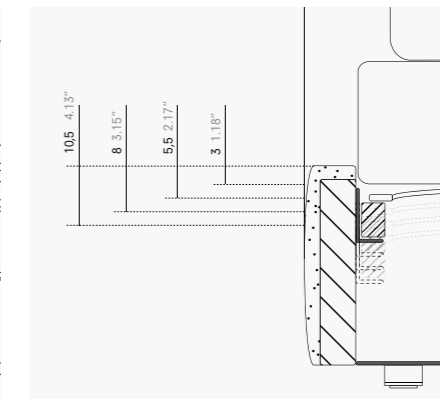
LEG6X6W
Solid walnut. Noyer massif.
Nogal macizo.
6 x 6 H21.5
2.36"x 2.36" H8.46"



LEG6X6M
Metal. Métal. Metal.
6 x 6 H21.5
2.36"x 2.36" H8.46"



Adjustable mattress height. Hauteur de matelas réglable. Altura de colchón regulable.



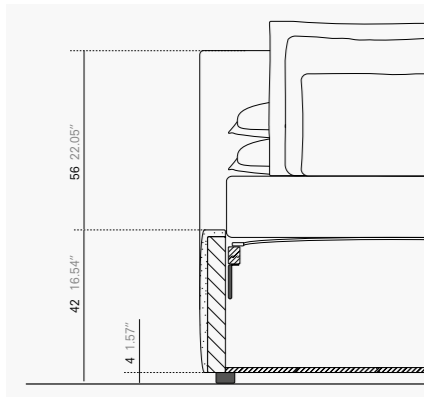
The slatted base supports can be fixed at four different positions.
Depth of slatted base support in relation to the top of the bed frame:
4.13" / 3.15" / 2.17" / 1.18".
Les supports du sommier sont réglables sur quatre positions de hauteur.
Profondeur du support du sommier par rapport à la partie haute de la base :
10,5 cm / 8 cm / 5,5 cm / 3 cm.
Los soportes del somier pueden fijarse en cuatro posiciones diferentes.
Profundidad del soporte del somier con respecto al tope de la base:
10,5 cm / 8 cm / 5,5 cm / 3 cm.

STORAGE BED. SOMMIER COFFRE. BASE CONTENEDOR.

Features. Traits. Características.



- Bed with removable upholstery on headboard and frame. The leather upholstery option is non-removable.
- Structure made of wood covered in flexible cold shaped polyurethane foam and polyester fiber.
- Slatted base and frame made of plywood. Tilting slatted base system.
- Bases made of LDPE with felt stops.
- Lit avec tapisseries tête de lit et cadre de lit déhoussables. L'option tapisserie en cuir n'est pas déhoussable.
- Structure fabriquée en bois et recouverte de mousse de polyuréthane souple à froid et de fibre de polyester.
- Sommier à lattes et cadre fabriqués en contreplaqué. Système de sommier rabattable.
- Bases fabriquées en PEBD et équipées de patins en feutre.
- Cama con tapicería de cabecero y bastidor desenfundable. La opción de tapizado en piel no es desenfundable.
- Estructura fabricada en madera recubierta de espuma de poliuretano flexible en frío y fibra de poliéster.
- Somier de lamas y bastidor fabricados en madera contrachapada. Sistema de somier abatible.
- Bases fabricadas en LDPE con protectores de fieltro.



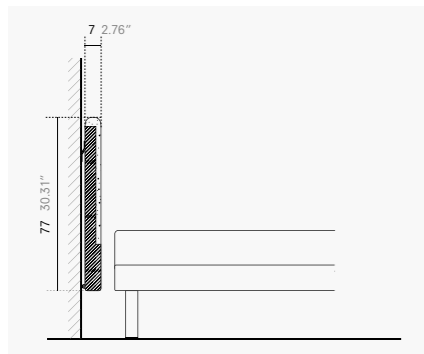
Slatted base raising mechanism for storage unit. Approximate height of the available storage space: 9.84"
 Mécanisme d'élévation de sommier pour coffre. Hauteur approximative de l'espace disponible dans le coffre : 25 cm.
 Mecanismo de elevación de somier para contenedor. Altura aproximada del espacio contenedor disponible: 25 cm.

HEADBOARD. TÊTE DE LIT. CABECERO.

Features. Traits. Características.



- Separate headboard with removable upholstery. The leather upholstery option is non-removable.
- Wooden frame covered with flexible cold shaped polyurethane foam.
- Tête de lit indépendante avec tapisserie déhoussable. L'option tapisserie en cuir n'est pas déhoussable.
- Cadre en bois recouvert de mousse de polyuréthane souple à froid et de fibre de polyester.
- Cabecero independiente con tapicería desenfundable. La opción de tapizado en piel no es desenfundable.
- Bastidor de madera recubierto de espuma de poliuretano flexible en frío y fibra de poliéster.



CONFIGURATOR. CONFIGURATEUR. CONFIGURADOR.



Example of a 180 cm x 200 cm mattress. Exemple de matelas de 180 cm x 200 cm. Ejemplo de colchón de 180 cm x 200 cm.

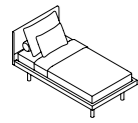
MATTRESS. MATELAS. COLCHÓN

		105 41.34"	150 59.06"	160 62.99"	180 70.87"	200 78.74"	153 60.24"	183 72.05"	193 75.98"
Elevated bed frame. Cadre de lit haut. Base suspendida.	Ref.	IVYB105200BS	IVYB150200BS	IVYB160200BS	IVYB180200BS	IVYB200200BS	IVYB153203BS	IVYB183203BS	IVYB193203BS
Extended bed frame. Cadre de lit ras du sol. Base a suelo.	Ref.	IVYB105200BE	IVYB160200BE	IVYB160200BE	IVYB180200BE	IVYB200200BE	IVYB153203BE	IVYB183203BE	IVYB193203BE
Storage bed. Sommier coffre. Base contenedor.	Ref.	IVYB105200BC	IVYB150200BC	IVYB160200BC	IVYB180200BC	-	-	-	-
SUMA. Elevated base. Base suspendue. Base suspendida.	Ref.	SUMP95BS	SUMP135BS	SUMP135BS	SUMP165BS	SUMP165BS	SUMP135BS	SUMP165BS	SUMP165BS
SUMA. Extended frame. Cadre large. Base a suelo.	Ref.	SUMP95BE	SUMP135BE	SUMP135BE	SUMP165BE	SUMP165BE	SUMP135BE	SUMP165BE	SUMP165BE
A Cushion. Coussin. Cojin	Ref.	CUBO70H45	CUBO60H45	CUBO60H45	CUBO70H45	CUBO70H45	CUBO60H45	CUBO70H45	CUBO70H45
	Uni.	(x1)	(x2)	(x2)	(x2)	(x2)	(x2)	(x2)	(x2)
B Lumbar cushion. Coussin lombaire. Cojin lumbar.	Ref.	CUB50H30	CUB40H30	CUB40H30	CUB50H30	CUB50H30	CUB40H30	CUB50H30	CUB50H30
	Uni.	(x1)	(x2)	(x2)	(x2)	(x2)	(x2)	(x2)	(x2)

DIMENSIONS.

ELEVATED BED FRAME. CADRE DE LIT HAUT. BASE SUSPENDIDA.

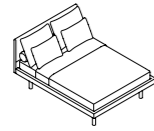
*Beds available for 190 cm mattress. Lits disponibles pour matelas de 190 cm. Camas disponibles para colchón de 190 cm.



IVYB105200BS

Bed. Lit. Cama.
120 x 214 H98
47.24"x 84.25" H38.58"

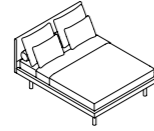
Mattress. Matelas. Colchón.
105 x 200 41.34"x 78.74"



IVYB150200BS

Bed. Lit. Cama.
165 x 214 H98
64.96"x 84.25" H38.58"

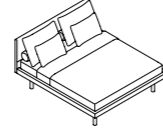
Mattress. Matelas. Colchón.
150 x 200 59.06"x 78.74"



IVYB160200BS

Bed. Lit. Cama.
175 x 214 H98
68.9"x 84.25" H38.58"

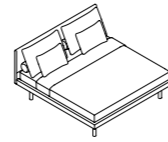
Mattress. Matelas. Colchón.
160 x 200 62.99"x 78.74"



IVYB180200BS

Bed. Lit. Cama.
195 x 214 H98
76.77"x 84.25" H38.58"

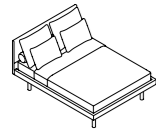
Mattress. Matelas. Colchón.
180 x 200 70.87"x 78.74"



IVYB200200BS

Bed. Lit. Cama.
215 x 214 H98
84.65"x 84.25" H38.58"

Mattress. Matelas. Colchón.
200 x 200 78.74"x 78.74"

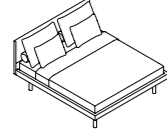


IVYB153203BS

Queen Size (AU | US)

Bed. Lit. Cama.
168 x 217 H98
66.14"x 85.43" H38.58"

Mattress. Matelas. Colchón.
153 x 203 60.24"x 79.92"

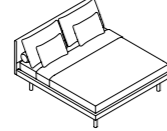


IVYB183203BS

King Size (AU)

Bed. Lit. Cama.
198 x 217 H98
77.95"x 85.43" H38.58"

Mattress. Matelas. Colchón.
183 x 203 72.05"x 79.92"



IVYB193203BS

King Size (US)

Bed. Lit. Cama.
208 x 217 H98
81.89"x 85.43" H38.58"

Mattress. Matelas. Colchón.
193 x 203 75.98"x 79.92"

Optional bases. Bases optionnelles. Bases opcionales.



LEG6X6W

Solid walnut. Noyer massif. Nogal macizo.
6 x 6 H21.5
2.36"x 2.36" H8.46"

LEG6X6O

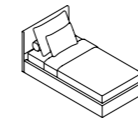
Solid oak. Chêne massif. Roble macizo.
6 x 6 H21.5
2.36"x 2.36" H8.46"

LEG6X6M

Metal. Métal. Metal.
6 x 6 H21.5
2.36"x 2.36" H8.46"

EXTENDED BED FRAME. CADRE DE LIT RAS DU SOL. BASE A SUELO.

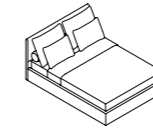
*Beds available for 190 cm mattress. Lits disponibles pour matelas de 190 cm. Camas disponibles para colchón de 190 cm.



IVYB105200BE

Bed. Lit. Cama.
120 x 214 H98
47.24"x 84.25" H38.58"

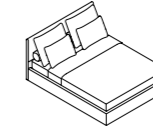
Mattress. Matelas. Colchón.
105 x 200 41.34"x 78.74"



IVYB150200BE

Bed. Lit. Cama.
165 x 214 H98
64.96"x 84.25" H38.58"

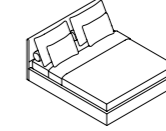
Mattress. Matelas. Colchón.
150 x 200 59.06"x 78.74"



IVYB160200BE

Bed. Lit. Cama.
175 x 214 H98
68.9"x 84.25" H38.58"

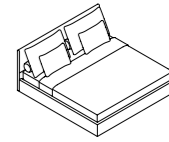
Mattress. Matelas. Colchón.
160 x 200 62.99"x 78.74"



IVYB180200BE

Bed. Lit. Cama.
195 x 214 H98
76.77"x 84.25" H38.58"

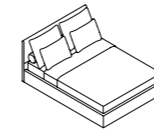
Mattress. Matelas. Colchón.
180 x 200 70.87"x 78.74"



IVYB200200BE

Bed. Lit. Cama.
215 x 214 H98
84.65"x 84.25" H38.58"

Mattress. Matelas. Colchón.
200 x 200 78.74"x 78.74"

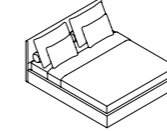


IVYB153203BE

Queen Size (AU | US)

Bed. Lit. Cama.
168 x 217 H98
66.14"x 85.43" H38.58"

Mattress. Matelas. Colchón.
153 x 203 60.24"x 79.92"

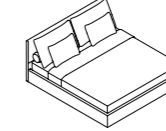


IVYB183203BE

King Size (AU)

Bed. Lit. Cama.
198 x 217 H98
77.95"x 85.43" H38.58"

Mattress. Matelas. Colchón.
183 x 203 72.05"x 79.92"



IVYB193203BE

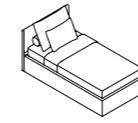
King Size (US)

Bed. Lit. Cama.
208 x 217 H98
81.89"x 85.43" H38.58"

Mattress. Matelas. Colchón.
193 x 203 75.98"x 79.92"

STORAGE BED. SOMMIER COFFRE. BASE CONTENEDOR.

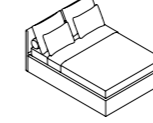
*Beds available for 190 cm mattress. Lits disponibles pour matelas de 190 cm. Camas disponibles para colchón de 190 cm.



IVYB105200BC

Bed. Lit. Cama.
120 x 214 H98
47.24"x 84.25" H38.58"

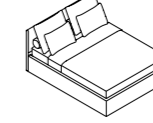
Mattress. Matelas. Colchón.
105 x 200 41.34"x 78.74"



IVYB150200BC

Bed. Lit. Cama.
165 x 214 H98
64.96"x 84.25" H38.58"

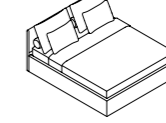
Mattress. Matelas. Colchón.
150 x 200 59.06"x 78.74"



IVYB160200BC

Bed. Lit. Cama.
175 x 214 H98
68.9"x 84.25" H38.58"

Mattress. Matelas. Colchón.
160 x 200 62.99"x 78.74"



IVYB180200BC

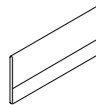
Bed. Lit. Cama.
195 x 214 H98
76.77"x 84.25" H38.58"

Mattress. Matelas. Colchón.
180 x 200 70.87"x 78.74"

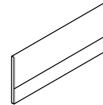
HEADBOARD. TÊTE DE LIT. CABECERO.



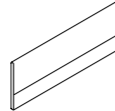
IVYH105
Headboard. Tête de lit.
Cabecero.
120 x 7 H77
47.24"x 2.75" H30.11"
Mattress. Matelas. Colchón.
105 41.34"



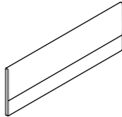
IVYH150
Headboard. Tête de lit.
Cabecero.
165 x 7 H77
64.96"x 2.75" H30.11"
Mattress. Matelas. Colchón.
150 59.06"



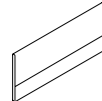
IVYH160
Headboard. Tête de lit.
Cabecero.
175 x 7 H77
68.9"x 2.75" H30.11"
Mattress. Matelas. Colchón.
160 62.99"



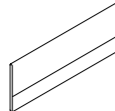
IVYH180
Headboard. Tête de lit.
Cabecero.
195 x 7 H77
76.77"x 2.75" H30.11"
Mattress. Matelas. Colchón.
180 70.87"



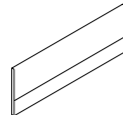
IVYH200
Headboard. Tête de lit.
Cabecero.
215 x 7 H77
84.65"x 2.75" H30.11"
Mattress. Matelas. Colchón.
200 78.74"



IVYH153
Queen Size (AU | US)
Headboard. Tête de lit.
Cabecero.
168 x 7 H77
66.14"x 2.75" H30.11"
Mattress. Matelas. Colchón.
153 60.24"



IVYH183
King Size (AU)
Headboard. Tête de lit.
Cabecero.
198 x 7 H77
77.95"x 2.75" H30.11"
Mattress. Matelas. Colchón.
183 72.05"



IVYH193
King Size (US)
Headboard. Tête de lit.
Cabecero.
208 x 7 H77
81.89"x 2.75" H30.11"
Mattress. Matelas. Colchón.
193 75.98"

BENCHES. BANQUETTES. BANCOS.

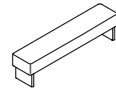
SUMA. Elevated base. Cadre haut. Base suspendida.



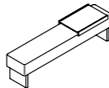
SUMP95BS
95 x 35 H40
37.4"x 13.78" H15.75"
Mattress. Matelas. Colchón.
105 41.34"



SUMP135BS
135 x 35 H40
53.15"x 13.78" H15.75"
Mattress. Matelas. Colchón.
150 59.06" | 160 62.99"
153 60.24"



SUMP165BS
165 x 35 H40
64.96"x 13.78" H15.75"
Mattress. Matelas. Colchón.
180 70.87" | 200 78.74"
183 72.05" | 193 75.98"



MIKT55
Tray. Plateau. Bandeja.
55 x 37 H6
21.65"x 14.57" H2.36"

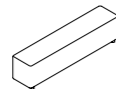
SUMA. Extended frame. Cadre large. Base a suelo.



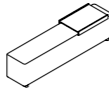
SUMP95BE
95 x 35 H40
37.4"x 13.78" H15.75"
Mattress. Matelas. Colchón.
105 41.34"



SUMP135BE
135 x 35 H40
53.15"x 13.78" H15.75"
Mattress. Matelas. Colchón.
150 59.06" | 160 62.99"
153 60.24"



SUMP165BE
165 x 35 H40
64.96"x 13.78" H15.75"
Mattress. Matelas. Colchón.
180 70.87" | 200 78.74"
183 72.05" | 193 75.98"



MIKT55
Tray. Plateau. Bandeja.
55 x 37 H6
21.65"x 14.57" H2.36"

ROUND OTTOMANS. POUFS ROUNDS. OTTOMANS REDONDOS.

DEPART. Ottomans. Poufs. Ottomans.



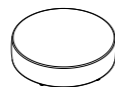
DEPP43B
43 x 43 H39
16.93"x 16.93" H15.35"



DEPP63B
63 x 63 H39
24.8"x 24.8" H15.35"



DEPP93B
93 x 93 H39
36.61"x 36.61" H15.35"



DEPP138B
138 x 138 H39
54.33"x 54.33" H15.35"



DEPP43A
43 x 43 H46
16.93"x 16.93" H18.11"

TABLES. MESAS.

TAB. Coffee tables. Tables basses. Mesas de café. H46,5 CM - H18.31"



TABCRT60FP
60 x 60 H46.5
25.58"x 25.58"x 18.31"
Round top. Superellipse base.
Plateau rond. Base superellipse.
Sobre redondo. Base superellipse.



TABCST60FP
60 x 60 H46.5
25.58"x 25.58"x 18.31"
Superellipse top. Superellipse base.
Plateau superellipse. Base superellipse.
Sobre superellipse. Base superellipse.



TABCRT60FC
60 x 60 H46.5
25.58"x 25.58"x 18.31"
Round top. Cross-shaped base.
Plateau rond. Base en croix.
Sobre redondo. Base en cruz.



TABCST60FC
60 x 60 H46.5
25.58"x 25.58"x 18.31"
Superellipse top. Cross-shaped base.
Plateau superellipse. Base en croix.
Sobre superellipse. Base en cruz.



TABCRT85FP
85 x 85 H46.5
33.46"x 33.46"x 18.31"
Round top. Superellipse base.
Plateau rond. Base superellipse.
Sobre redondo. Base superellipse.



TABCST85FP
85 x 85 H46.5
33.46"x 33.46"x 18.31"
Superellipse top. Superellipse base.
Plateau superellipse. Base superellipse.
Sobre superellipse. Base superellipse.



TABCRT85FC
85 x 85 H46.5
33.46"x 33.46"x 18.31"
Round top. Cross-shaped base.
Plateau rond. Base en croix.
Sobre redondo. Base en cruz.



TABCST85FC
85 x 85 H46.5
33.46"x 33.46"x 18.31"
Superellipse top. Cross-shaped base.
Plateau superellipse. Base en croix.
Sobre superellipse. Base en cruz.

TAB. Task table. Mesita task. H55,6 CM - H21.89"



TABTRT43FP
43 x 43 H55.6
16.91"x 16.91"x 21.89"
Round top. Superellipse base.
Plateau rond. Base superellipse.
Sobre redondo. Base superellipse.



TABTST43FP
43 x 43 H55.6
16.91"x 16.91"x 21.89"
Superellipse top. Superellipse base.
Plateau superellipse. Base superellipse.
Sobre superellipse. Base superellipse.



TABTRT43FC
43 x 43 H55.6
16.91"x 16.91"x 21.89"
Round top. Cross-shaped base.
Plateau rond. Base en croix.
Sobre redondo. Base en cruz.



TABTST43FC
43 x 43 H55.6
16.91"x 16.91"x 21.89"
Superellipse top. Cross-shaped base.
Plateau superellipse. Base en croix.
Sobre superellipse. Base en cruz.



TABTRT50FC
50 x 26 H50.8
19.69"x 10.24"x 20"
Rectangular top. Cross-shaped base.
Plateau rectangulaire. Base en croix.
Sobre rectangular. Base en cruz.

TAB. Occasional tables. Tables d'appoint. Mesas auxiliares. H55,6 CM - H21.89"



TABORT60FP
60 x 60 H55.6
25.58"x 25.58"x 21.89"
Round top. Superellipse base.
Plateau rond. Base superellipse.
Sobre redondo. Base superellipse.



TABOST60FP
60 x 60 H55.6
25.58"x 25.58"x 21.89"
Superellipse top. Superellipse base.
Plateau superellipse. Base superellipse.
Sobre superellipse. Base superellipse.



TABORT60FC
60 x 60 H55.6
25.58"x 25.58"x 21.89"
Round top. Cross-shaped base.
Plateau rond. Base en croix.
Sobre redondo. Base en cruz.



TABOST60FC
60 x 60 H55.6
25.58"x 25.58"x 21.89"
Superellipse top. Cross-shaped base.
Plateau superellipse. Base en croix.
Sobre superellipse. Base en cruz.

TAB. Coffee Tables. Tables basses. Mesas de café. H46,5 CM - H18.31"

MIKA. Bedside table. Table de chevet. Mesita de noche. H42 CM - H16.54"



TABORT127FP
127,5 x 60 H46.5
50.2"x 25.58"x 18.31"
Rectangular top. Superellipse base.
Plateau rectangulaire. Base superellipse.
Sobre rectangular. Base superellipse.



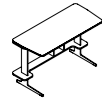
TABORT127FC
127,5 x 60 H46.5
50.2"x 25.58"x 18.31"
Rectangular top. Cross-shaped base.
Plateau rectangulaire. Base en croix.
Sobre rectangular. Base en cruz.



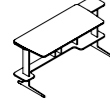
MIKBT55
55 x 37 H42
21.65"x 14.57" H16.54"

FURNITURE. MEUBLES. MUEBLES.

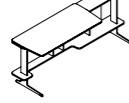
SERENE. Desk. Bureaux. Escritorio.



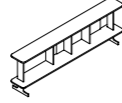
SERD120
120 x 55 H79
47.24"x 21.65" H31.1"



SERD149
149 x 55 H79
58.66"x 21.65" H31.1"



SERD189
189 x 55 H79
74.41"x 21.65" H31.1"



SERMU209
209 x 25 H60
82.28"x 9.84" H23.62"

Also available. Aussi disponible.
También disponible.

149 | 58.66"
169 | 66.54"
189 | 74.41"
229 | 90.16"

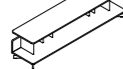
PULSE. Furniture. Meubles. Muebles.



PULMU94PS
94 x 40 H45
37.01"x 15.75" H17.72"



PULMU114PD
114 x 40 H45
44.88"x 15.75" H17.72"



PULMU174PS
174 x 40 H45
68.5"x 15.75" H17.72"



PULMU194PD
194 x 40 H45
76.38"x 15.75" H17.72"



PULMU214PDRT
214 x 40 H45
84.25"x 15.75" H17.72"

ARMCHAIRS AND CHAIRS. FAUTEILS ET CHAISES. BUTACAS Y SILLAS.

BOUVIER. Armchairs. Fauteils. Butacas.



BOUB74GP
74 x 87 H83
29.13"x 34.25" H32.68"

Flat metal base, fixed or rotating with auto-return.
Base métallique avec socle plat, fixe ou pivotante avec retour automatique.
Base metálica plana, fija o giratoria con retorno.



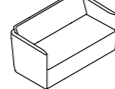
BOUB74GC
74 x 87 H83
29.13"x 34.25" H32.68"

Cross-shaped metal base, fixed or rotating with auto-return.
Base métallique en croix, fixe ou pivotante avec retour automatique.
Base metálica en cruz, fija o giratoria con retorno.



VECB71P
71 x 72 H71
27.95"x 28.35" H27.95"

Standard LDPE bases.
Bases PEBD standard.
Bases LDPE standard.



VECB134
71 x 134 H71
27.95"x 52.76" H27.95"

Standard LDPE bases.
Bases PEBD standard.
Bases LDPE standard.



VECB71GP
71 x 72 H71
27.95"x 28.35" H27.95"

Flat metal base, fixed or rotating with auto-return.
Base métallique avec socle plat, fixe ou pivotante avec retour automatique.
Base metálica plana, fija o giratoria con retorno.

SERENE. Armchairs. Fauteils. Butacas.



SERB74BSBAGP
74 x 82 H81
29.13"x 32.28" H31.89"

Flat metal base, fixed or rotating with auto-return.
Base métallique avec socle plat, fixe ou pivotante avec retour automatique.
Base metálica plana, fija o giratoria con retorno.



SERB74BSBAGC
74 x 82 H81
29.13"x 32.28" H31.89"

Cross-shaped metal base, fixed or rotating with auto-return.
Base métallique en croix, fixe ou pivotante avec retour automatique.
Base metálica en cruz, fija o giratoria con retorno.



SERB74BTBAP
74 x 82 H81
29.13"x 32.28" H31.89"

Standard LDPE bases.
Bases PEBD standard.
Bases LDPE standard.



SERB74BTBAGP
74 x 82 H81
29.13"x 32.28" H31.89"

Flat metal base, fixed or rotating with auto-return.
Base métallique avec socle plat, fixe ou pivotante avec retour automatique.
Base metálica plana, fija o giratoria con retorno.

SERENE. Armchairs. Fauteils. Butacas.



SERB74BSBBGP
74 x 82 H81
29.13"x 32.28" H31.89"

Flat metal base, fixed or rotating with auto-return.
Base métallique avec socle plat, fixe ou pivotante avec retour automatique.
Base metálica plana, fija o giratoria con retorno.



SERB74BSBBGC
74 x 82 H81
29.13"x 32.28" H31.89"

Cross-shaped metal base, fixed or rotating with auto-return.
Base métallique en croix, fixe ou pivotante avec retour automatique.
Base metálica en cruz, fija o giratoria con retorno.



SERB74BTBBP
74 x 82 H81
29.13"x 32.28" H31.89"

Standard LDPE bases.
Bases PEBD standard.
Bases LDPE standard.

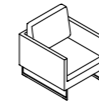


SERB74BTBBGP
74 x 82 H81
29.13"x 32.28" H31.89"

Flat metal base, fixed or rotating with auto-return.
Base métallique avec socle plat, fixe ou pivotante avec retour automatique.
Base metálica plana, fija o giratoria con retorno.

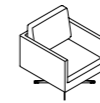
DECK. Armchairs. Fauteils. Butacas.

Upholstered or wood exterior. Structure extérieure tapissée ou en bois. Estructura exterior tapizada o de madera.



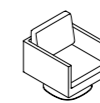
DECB74TABE
74 x 76 H83
29.13"x 29.92" H32.68"

U metal bases.
Bases métalliques U.
Bases metálicas U.



DECB74TAGC
74 x 76 H83
29.13"x 29.92" H32.68"

Flat metal base, fixed or rotating with auto-return.
Base métallique avec socle plat, fixe ou pivotante avec retour automatique.
Base metálica en cruz, fija o giratoria con retorno.



DECB74TAGP
74 x 76 H83
29.13"x 29.92" H32.68"

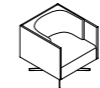
Cross-shaped metal base, fixed or rotating with auto-return.
Base métallique en croix, fixe ou pivotante avec retour automatique.
Base metálica en cruz, fija o giratoria con retorno.

DECK CONTRACT. Armchairs. Fauteils. Butacas.



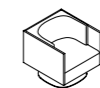
DKCB74NA/RTBE
74 x 75 H71
29.13"x 29.53" H27.95"

U metal bases.
Bases métalliques U.
Bases metálicas U.



DKCB74NA/RTGC
74 x 75 H71
29.13"x 29.53" H27.95"

Cross-shaped metal base, fixed or rotating with auto-return.
Base métallique en croix, fixe ou pivotante avec retour automatique.
Base metálica en cruz, fija o giratoria con retorno.



DKCB74NA/RTGP
74 x 75 H71
29.13"x 29.53" H27.95"

Flat metal base, fixed or rotating with auto-return.
Base métallique avec socle plat, fixe ou pivotante avec retour automatique.
Base metálica plana, fija o giratoria con retorno.

SERENE. Chairs. Chaises. Sillas.



SERCHR59BSGP
59 x 58 H78
23.23"x 22.83" H30.71"

Flat metal base, fixed or rotating with auto-return.
Base métallique avec socle plat, fixe ou pivotante avec retour automatique.
Base metálica plana, fija o giratoria con retorno.



SERCHR59BSGC
59 x 58 H78
23.23"x 22.83" H30.71"

Cross-shaped metal base, fixed or rotating with auto-return.
Base métallique en croix, fixe ou pivotante avec retour automatique.
Base metálica en cruz, fija o giratoria con retorno.



SERCHR59BTBE
59 x 58 H78
23.23"x 22.83" H30.71"

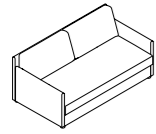
Standard LDPE bases.
Bases PEBD standard.
Bases LDPE standard.



SERCHR59BTGP
59 x 58 H78
23.23"x 22.83" H30.71"

Flat metal base, fixed or rotating with auto-return.
Base métallique avec socle plat, fixe ou pivotante avec retour automatique.
Base metálica plana, fija o giratoria con retorno.

SOFA BED. CANAPÉ LIT. SOFÁ CAMA.

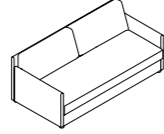
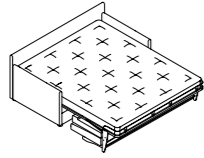


IVYSC176

Sofa. Canapé. Sofá.
176 x 98 H90
69.29" x 38.58" H35.43"

Bed. Lit. Cama.
176 x 215 H65
69.29" x 84.65" H25.59"

Mattress. Matelas. Colchón.
140 x 197 H14
55.12" x 77.56" H5.51"

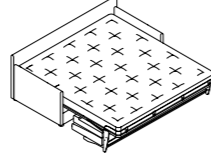


IVYSC196

Sofa. Canapé. Sofá.
196 x 98 H90
77.17" x 38.58" H35.43"

Bed. Lit. Cama.
196 x 215 H65
77.17" x 84.65" H25.59"

Mattress. Matelas. Colchón.
160 x 197 H14
62.99" x 77.56" H5.51"



ROLLS & CUSHIONS. ROULEAUX ET COUSSINS. RULOS Y COJINES.

Cushions. Coussins. Cojines.



CUBO60H45

60 x H45
23.62" x H17.72"

Oxford cushion.
Coussin Oxford.
Cojín Oxford.



CUBO70H45

70 x H45
27.56" x H17.72"

Oxford cushion.
Coussin Oxford.
Cojín Oxford.



CUBO80H45

80 x H45
31.50" x H17.72"

Oxford cushion.
Coussin Oxford.
Cojín Oxford.



CUBO70H60

70 x H60
27.56" x H23.62"

Oxford cushion.
Coussin Oxford.
Cojín Oxford.



CUB80H60

80 x H60
31.50" H23.62"

Oxford cushion.
Coussin Oxford.
Cojín Oxford.



CUB60H45

60 x H45
23.62" x H17.72"

Cushion. Coussin. Cojín.



CUB70H45

70 x H45
27.56" x H17.72"

Cushion. Coussin. Cojín.

Lumbar cushions. Coussins lombaire. Cojines lumbares.



CUBO40H30

40 x H30
15.75" x H11.81"

Oxford lumbar cushion.
Coussin lombaire Oxford.
Cojín lumbar Oxford.



CUBO50H30

50 x H30
19.69" x H11.81"

Oxford lumbar cushion.
Coussin lombaire Oxford.
Cojín lumbar Oxford.



CUBO60H30

60 x H30
23.62" x H11.81"

Oxford lumbar cushion.
Coussin lombaire Oxford.
Cojín lumbar Oxford.



CUB40H30

40 x H30
15.75" x H11.81"

Lumbar cushion.
Coussin lombaire.
Cojín lumbar.



CUB50H30

50 x H30
19.69" x H11.81"

Lumbar cushion.
Coussin lombaire.
Cojín lumbar.



CUB60H30

60 x H30
23.62" H11.81"

Lumbar cushion.
Coussin lombaire.
Cojín lumbar.

ROLLS & CUSHIONS. ROULEAUX ET COUSSINS. RULOS Y COJINES.

Rolls. Rouleaux. Rulos.



ROL70D20

70 x 20 x 20
27.56" x 7.87" x 7.87"



ROL80D20

80 x 20 x 20
31.5" x 7.87" x 7.87"



ROL90D20


90 x 20 x 20
35.43" x 7.87" x 7.87"

TAPESTRIES & FINISHES.

HOME TEXTILES COLLECTION. COLLECTION TEXTILES MAISON. COLECCIÓN TEJIDOS HOGAR.




DURY
Group. Groupe. Grupo. 1
10 Colors. Couleurs. Colores.



SONNET
Group. Groupe. Grupo. 1
8 Colors. Couleurs. Colores.




NOAH
Group. Groupe. Grupo. 2
14 Colors. Couleurs. Colores.




SAHARA
Group. Groupe. Grupo. 2
23 Colors. Couleurs. Colores.



SAVANE
Grupo. Groupe. Grupo. 2
7 Colors. Couleurs. Colores.



TENZO
Group. Groupe. Grupo. 2
11 Colors. Couleurs. Colores.



DANA
Group. Groupe. Grupo. 2
11 Colors. Couleurs. Colores.



KEY BISCAYNE
Group. Groupe. Grupo. 2
14 Colors. Couleurs. Colores.



BORA BORA
Group. Groupe. Grupo. 3
13 Colors. Couleurs. Colores.




KRONOS
Group. Groupe. Grupo. 3
16 Colors. Couleurs. Colores.



LINARA
Group. Groupe. Grupo. 3
41 Colors. Couleurs. Colores.



MUSA
Group. Groupe. Grupo. 3
9 Colors. Couleurs. Colores.



ROCCO
Group. Groupe. Grupo. 3
9 Colors. Couleurs. Colores.



SERRA
Group. Groupe. Grupo. 3
10 Colors. Couleurs. Colores.




GENT
Group. Groupe. Grupo. 3
13 Colors. Couleurs. Colores.

HOME TEXTILES COLLECTION. COLLECTION TEXTILES MAISON. COLECCIÓN TEJIDOS HOGAR.



ARCHI
Group. Groupe. Grupo. 4
6 Colors. Couleurs. Colores.



MINUETTO
Group. Groupe. Grupo. 4
11 Colors. Couleurs. Colores.



LOPI
Group. Groupe. Grupo. 4
9 Colors. Couleurs. Colores.



GOTHENBURG
Group. Groupe. Grupo. 4
15 Colors. Couleurs. Colores.



MARSALIS
Group. Groupe. Grupo. 4
9 Colors. Couleurs. Colores.



RICO
Group. Groupe. Grupo. 4
10 Colors. Couleurs. Colores.

HOME LEATHER COLLECTION. COLLECTION CUIR MAISON. COLECCIÓN PIEL HOGAR.



ALISEO
Group. Groupe. Grupo. L1
30 Colors. Couleurs. Colores.



NUVOLA
Group. Groupe. Grupo. L2
72 Colors. Couleurs. Colores.



ELMOBALTIQUE
Group. Groupe. Grupo. L2
22 Colors. Couleurs. Colores.

METAL PARTS FINISHES. FINITIONS POUR LES ÉLÉMENTS MÉTALLIQUES. ACABADOS PARA PARTES METÁLICAS.



Manganese metal.
Métal manganèse.
Metal manganeso.

WOOD FINISH. FINITION POUR LE BOIS. ACABADO DE LA MADERA.




Natural oak.
Chêne naturel.
Roble natural.




American walnut.
Noyer américain.
Nogal americano.




Dark stained oak.
Teinté chêne foncé.
Roble teñido oscuro.




SEDA




ALOE




KHAKI



BRICK




RUBI



KOKOA


LEATHER COLORS. COULEURS DE CUIR. COLORES DE PIEL.




NUVOLA 199




NUVOLA 163




ELMOBALTIQUE
88042



NUVOLA 155



NUVOLA 151




NUVOLA 147


DEKTON® COLORS. COULEURS DEKTON®. COLORES DEKTON®.



REM



KELYA



KIRA

HOME COLLECTION.

SINGULAR.



Serene by Mario Ruiz



Serene by Mario Ruiz



Senso by Mario Ruiz



Deck by Mario Ruiz



Daily by Mario Ruiz



Grey by Mario Ruiz



Voilà by Gabriel Teixidó



Serene by Mario Ruiz



Serene chair by Mario Ruiz



Senso by Mario Ruiz



Deck by Mario Ruiz



Grey by Mario Ruiz



Senso by Mario Ruiz



Senso by Mario Ruiz



Senso by Mario Ruiz



Serene by Mario Ruiz



Serene by Mario Ruiz



Serene furniture by Mario Ruiz



Serene by Mario Ruiz

COZY.



Silence by Mario Ruiz



Time by Mario Ruiz



Reset by Gabriel Teixidó



Time by Mario Ruiz



Silence by Mario Ruiz



Silence by Mario Ruiz



Silence by Mario Ruiz



Silence by Mario Ruiz

NEW CLASSIC.



Magnus by Mario Ruiz



Magnus by Mario Ruiz



Venice by Mario Ruiz



Venice by Mario Ruiz



Magnus by Mario Ruiz



Magnus Contract by Mario Ruiz



Venice by Mario Ruiz



Venice by Mario Ruiz



Venice sofa bed by Mario Ruiz



Venice by Mario Ruiz



Venice by Mario Ruiz



Venice by Mario Ruiz

ESSENTIAL.



Pulse by Mario Ruiz



Park



Ego



Moka by Gabriel Teixidó



June



Code



Bouvier by Dario Gagliardini



Hat by Dario Gagliardini



Oslo by Jordi Busquets



Ivy by Mario Ruiz



Ivy by Mario Ruiz



Ivy by Mario Ruiz



Pulse by Mario Ruiz



Pulse by Mario Ruiz



Ivy sofa bed by Mario Ruiz



Suma H 40cm by Mario Ruiz.



Suma H 40cm by Mario Ruiz.



Mika tray by Mario Ruiz



Depart H 39cm by Mario Ruiz.



Depart H 46cm by Mario Ruiz



Pulse by Mario Ruiz



Tab round and square coffee tables
H 46,5 cm by Mario Ruiz



Tab rectangular coffee tables
H 46,5 cm by Mario Ruiz



Tab occasional tables H 55,6 cm
by Mario Ruiz



Tab task table H 55,6 cm by Mario Ruiz



Tab task table H 50,8 cm by Mario Ruiz



Tab work tables H 66,1 cm by Mario Ruiz



Sacha side table by Mario Ruiz



Sacha rectangular coffee tables
by Mario Ruiz



Sacha square coffee table by Mario Ruiz



Sacha SQ side table by Mario Ruiz



Sacha SQ rectangular coffee tables
by Mario Ruiz



Sacha SQ square coffee table
by Mario Ruiz



Mika bedside table by Mario Ruiz

CONTRACT COLLECTION.

SYSTEMS. SYSTÈMES. SISTEMAS MODULARES.



Daily Contract System by Mario Ruiz



Deck Contract System by Mario Ruiz



Depart System by Mario Ruiz



Summ System by Mario Ruiz



Depart Power Modules by Mario Ruiz

SOFAS. CANAPÉS. SOFÁS.



Daily Contract by Mario Ruiz



Deck Contract by Mario Ruiz



Summ by Mario Ruiz



Depart by Mario Ruiz



Depart Screen by Mario Ruiz



Grey Contract by Mario Ruiz



Serene Contract by Mario Ruiz



Venice Contract by Mario Ruiz

ARMCHAIRS. FAUTEILS. BUTACAS.



Bouvier by Dario Gagliardini



Deck by Mario Ruiz



Deck Contract by Mario Ruiz



Depart by Mario Ruiz



Grey by Mario Ruiz



Grey Contract by Mario Ruiz



Hat by Dario Gagliardini



Magnus by Mario Ruiz



Oslo by Jordi Busquets



Senso by Mario Ruiz



Serene by Mario Ruiz



Serene Contract by Mario Ruiz



Serene chair by Mario Ruiz



Serene chair by Mario Ruiz



Time Contract by Mario Ruiz



Venice by Mario Ruiz



Venice Contract by Mario Ruiz

OTTOMANS & BENCHES. POUFS ET BANQUETTES. OTTOMANS Y BANCOS.



Suma H 40cm by Mario Ruiz



Suma H 40cm by Mario Ruiz



Mika tray by Mario Ruiz



Depart H 39cm by Mario Ruiz



Depart H 46cm by Mario Ruiz

FURNITURE. MEUBLES. MUEBLES.



Serene by Mario Ruiz



Serene by Mario Ruiz



Pulse by Mario Ruiz

TABLES. MESAS.



Tab round and square coffee tables
H 46,5 cm by Mario Ruiz



Tab rectangular coffee tables
H 46,5 cm by Mario Ruiz



Tab occasional tables H 55,6 cm
by Mario Ruiz



Tab task table H 55,6 cm by Mario Ruiz



Tab task table H 50,8 cm by Mario Ruiz



Tab work tables H 66,1 cm by Mario Ruiz



Sacha side table by Mario Ruiz



Sacha rectangular coffee tables
by Mario Ruiz



Sacha square coffee table by Mario Ruiz



Sacha SQ side table by Mario Ruiz



Sacha SQ rectangular coffee tables
by Mario Ruiz



Sacha SQ square coffee table
by Mario Ruiz



Mika bedside table by Mario Ruiz

Creative Direction
Mario Ruiz

Concept, Art Direction & Graphic Design
Studio Ainhoa Nagore

Photography
Eugení Pons

Printing
Ce.Ge

Joquer Tapicerías S.A. reserves the right to change, without previous notice, materials, covers, finishes and drawings of the products presented in this catalogue. The textures and colours of materials and finishes are indicative as they are depending on the tolerances of the printing process.

Joquer Tapicerías, S.A. se réserve le droit de modifier sans préavis, les matériaux, tissus, finitions et dessins des produits représentés dans ce catalogue. Les textures et les couleurs des matériaux et des finitions sont à titre indicatif en fonction des variations du processus d'impression.

Joquer Tapicerías S.A. se reserva el derecho de modificar, sin previo aviso, materiales, tejidos, acabados y dibujos de los productos representados en este catálogo. Las texturas y colores de los materiales y acabados son indicativos dependiendo de las variaciones del proceso de impresión.

